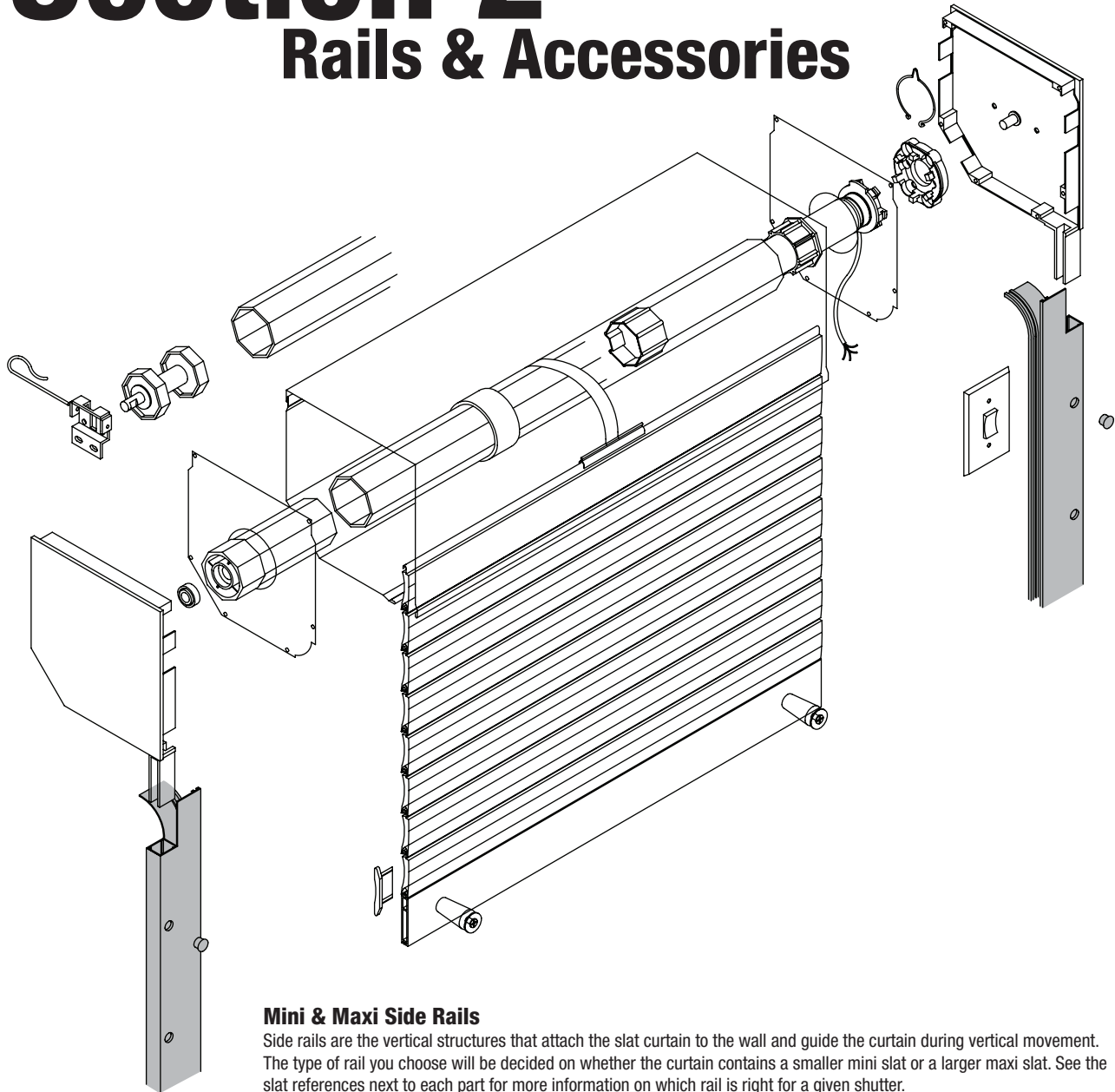


Section 2

Rails & Accessories



Mini & Maxi Side Rails

Side rails are the vertical structures that attach the slat curtain to the wall and guide the curtain during vertical movement. The type of rail you choose will be decided on whether the curtain contains a smaller mini slat or a larger maxi slat. See the slat references next to each part for more information on which rail is right for a given shutter.

End Retention Side Rails

Choose end retention side rails when high security or severe weather protection is necessary. These rails have an additional extrusion that locks slats into the rail, preventing pull-out under high pressure. Note that a special end retention side lock and slat is required.

Aluminum Angles

Angles provide a resting point for shutters when an opening lacks a sill or stopping point.

Storm Bars

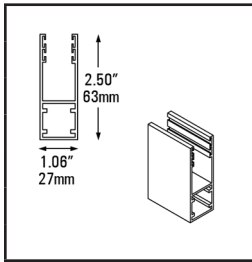
Storm bars provide an additional level of resistance to shutter deflection in severe wind areas. They act as a physical brace that is positioned in the center of two rails to mediate pressure. Storm bars are removable during less inclement weather.

Build Out

Extra material used when a shutter must clear any obstruction such as a window frame. Select build out materials in conjunction with the size of rail used and the clearance away from the wall required.

MAXI SIDE RAILS

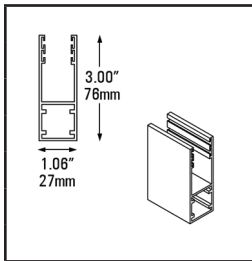
Maxi Side Rails 63 mm x 27 mm (2.50" x 1.06") - Fits all Maxi Slats



Sold in 20 ft Lengths

Part Number	Description	Color	Unit
2105-RAIL-02-AL	"A" Type	Anodized Silver	FT
2110-RAIL-04-AL	"A" Type	Cream	FT
2112-RAIL-06-AL	"A" Type	White	FT
2120-RAIL-07-AL	"A" Type	Grey	FT
2125-RAIL-13-AL	"A" Type	Light Beige	FT
2126-RAIL-19-AL	"A" Type	Bronze	FT
2127-RAIL-22-AL	"A" Type	Dark Brown	FT
2115-RAIL-27-AL	"A" Type	Arcona Beige	FT

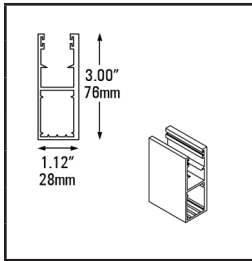
Maxi Side Rails 76 mm x 27 mm (3.00" x 1.06") - Fits all Maxi Slats



Sold in 20 ft Lengths

Part Number	Description	Color	Unit
2180-RAIL-02-AL	"A" Type	Anodized Silver	FT
2182-RAIL-04-AL	"A" Type	Cream	FT
2184-RAIL-06-AL	"A" Type	White	FT
2186-RAIL-07-AL	"A" Type	Grey	FT
2188-RAIL-13-AL	"A" Type	Light Beige	FT
2190-RAIL-19-AL	"A" Type	Bronze	FT
2192-RAIL-22-AL	"A" Type	Dark Brown	FT
2187-RAIL-27-AL	"A" Type	Arcona Beige	FT

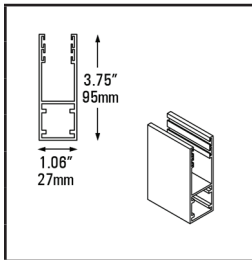
Maxi High Security Side Rails 76 mm X 28 mm (3.00" X 1.12") - Fits all Maxi Slats and Large Leg End Cap



Sold in 22 ft Lengths

Part Number	Description	Color	Unit
2194-RAIL-02-AL	"A" Type for MAXI side/end caps	Anodized Silver	FT
2196-RAIL-04-AL	"A" Type for MAXI side/end caps	Cream	FT
2198-RAIL-06-AL	"A" Type for MAXI side/end caps	White	FT
2199-RAIL-07-AL	"A" Type for MAXI side/end caps	Grey	FT
2201-RAIL-13-AL	"A" Type for MAXI side/end caps	Light Beige	FT
2202-RAIL-19-AL	"A" Type for MAXI side/end caps	Bronze	FT
2203-RAIL-22-AL	"A" Type for MAXI side/end caps	Dark Brown	FT
2200-RAIL-27-AL	"A" Type for MAXI side/end caps	Arcona Beige	FT

Maxi Side Rails 95 mm x 27 mm (3.75" x 1.06") - Fits all Maxi Slats

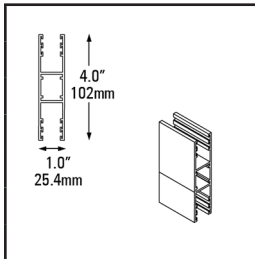


Sold in 20 ft Lengths

Part Number	Description	Color	Unit
2141-RAIL-04-AL	"A" Type	Cream	FT
2142-RAIL-06-AL	"A" Type	White	FT
2144-RAIL-07-AL	"A" Type	Grey	FT
2146-RAIL-13-AL	"A" Type	Light Beige	FT
2147-RAIL-19-AL	"A" Type	Bronze	FT
2148-RAIL-22-AL	"A" Type	Dark Brown	FT

MAXI SIDE RAILS

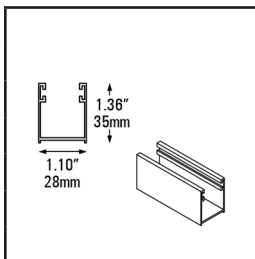
Center Rails for Maxi Slats (Mullion) - Fits All Maxi Slats



Sold in 20 ft Lengths

Part Number	Description	Color	Unit
2205-MULL-02-AL	Mullion	Anodized Silver	FT
2207-MULL-04-AL	Mullion	Cream	FT
2210-MULL-06-AL	Mullion	White	FT
2213-MULL-13-AL	Mullion	Light Beige	FT
2215-MULL-19-AL	Mullion	Bronze	FT
2220-MULL-22-AL	Mullion	Dark Brown	FT

Maxi Side Rails 35 mm x 28 mm(1.36" x 1.10") - Fits all Maxi Slats

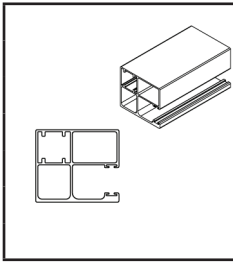


Sold in 20 ft Lengths

Part Number	Description	Color	Unit
2150-RAIL-06-AL	"U" Type	White	FT
2155-RAIL-19-AL	"U" Type	Bronze	FT

MAXI & MINI SIDE RAILS

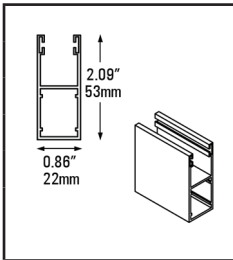
Rail Pack for Single Wall Slats



Sold in 20 ft Lengths

Part Number	Description	Color	Unit
2221-RAIL-22-AL		Dk. Brown	FT
2222-RAIL-14-AL		Metallic	FT
2223-RAIL-02-AL		Silver	FT
2224-RAIL-04-AL		Cream	FT
2225-RAIL-06-AL		White	FT
2226-RAIL-07-AL		Grey	FT
2227-RAIL-13-AL		Beige	FT
2228-RAIL-19-AL		Bronze	FT
2229-RAIL-27-AL		Arcona Beige	FT

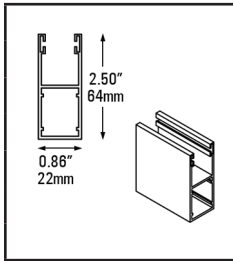
Mini Side Rails 53 mm X 22 mm (2.09" X 0.86") - Fits all Mini Slats



Sold in 20 ft Lengths

Part Number	Description	Color	Unit
2005-RAIL-02-AL	"A" Type	Anodized Silver	FT
2008-RAIL-04-AL	"A" Type	Cream	FT
2010-RAIL-06-AL	"A" Type	White	FT
2012-RAIL-07-AL	"A" Type	Grey	FT
2017-RAIL-13-AL	"A" Type	Light Beige	FT
2020-RAIL-19-AL	"A" Type	Bronze	FT
2030-RAIL-22-AL	"A" Type	Dark Brown	FT
2015-RAIL-27-AL	"A" Type	Arcona Beige	FT

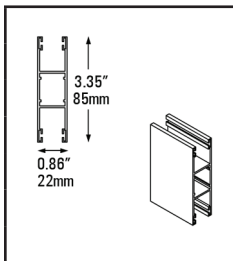
Mini Side Rails 64 mm X 22 mm (2.50" X 0.86") - Fits all Mini Slats



Sold in 20 ft Lengths

Part Number	Description	Color	Unit
2060-RAIL-02-AL	"A" Type	Anodized Silver	FT
2062-RAIL-04-AL	"A" Type	Cream	FT
2064-RAIL-06-AL	"A" Type	White	FT
2066-RAIL-07-AL	"A" Type	Grey	FT
2068-RAIL-13-AL	"A" Type	Light Beige	FT
2069-RAIL-19-AL	"A" Type	Bronze	FT
2070-RAIL-22-AL	"A" Type	Dark Brown	FT
2067-RAIL-27-AL	"A" Type	Arcona Beige	FT

Center Rails For Mini Slats (Mullion) - Fits all Mini Slats

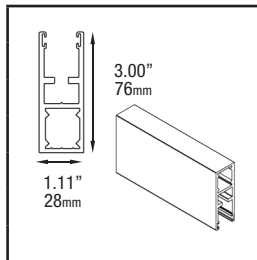


Sold in 20 ft Lengths

Part Number	Description	Color	Unit
2080-MULL-04-AL	Mullion	Cream	FT
2081-MULL-06-AL	Mullion	White	FT
2084-MULL-07-AL	Mullion	Grey	FT
2085-MULL-13-AL	Mullion	Light Beige	FT
2090-MULL-22-AL	Mullion	Dark Brown	FT

END RETENTION RAILS

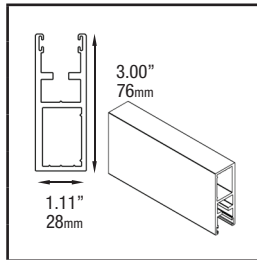
Maxi End Retention Side Rails 76 mm X 28 mm (3.00" X 1.11") - Fits Apex A55 & RLL55-X



Sold in 20 ft Lengths

Part Number	Description	Color	Unit
2299-RAIL-02-AL	End Retention f/ Small Leg	Anodized Silver	FT
2300-RAIL-04-AL	End Retention f/ Small Leg	Cream	FT
2301-RAIL-06-AL	End Retention f/ Small Leg	White	FT
2302-RAIL-07-AL	End Retention f/ Small Leg	Grey	FT
2303-RAIL-13-AL	End Retention f/ Small Leg	Light Beige	FT
2304-RAIL-19-AL	End Retention f/ Small Leg	Bronze	FT

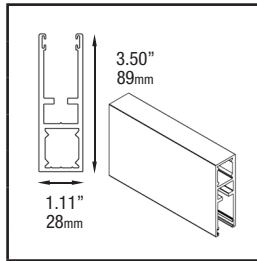
Maxi End Retention Side Rails 76 mm X 28 mm (3.00" X 1.11") - Fits Apex A55 & RLL55-X / Maxi Leg End Cap



Sold in 20 ft Lengths

Part Number	Description	Color	Unit
2314-RAIL-02-AL	End Retention f/ Large Leg	Anodized Silver	FT
2315-RAIL-04-AL	End Retention f/ Large Leg	Cream	FT
2316-RAIL-06-AL	End Retention f/ Large Leg	White	FT
2317-RAIL-07-AL	End Retention f/ Large Leg	Grey	FT
2318-RAIL-13-AL	End Retention f/ Large Leg	Light Beige	FT
2319-RAIL-19-AL	End Retention f/ Large Leg	Bronze	FT

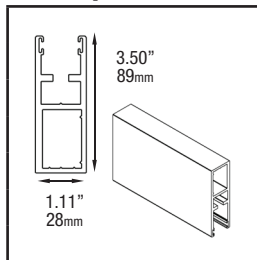
Maxi End Retention Side Rails 89 mm X 28 mm (3.50" X 1.11") - Fits Apex A55 & RLL55-X



Sold in 20 ft Lengths

Part Number	Description	Color	Unit
2306-RAIL-04-AL	End Retention f/ Small Leg	Cream	FT
2307-RAIL-06-AL	End Retention f/ Small Leg	White	FT
2308-RAIL-07-AL	End Retention f/ Small Leg	Grey	FT
2309-RAIL-13-AL	End Retention f/ Small Leg	Light Beige	FT
2312-RAIL-02-AL	End Retention f/ Small Leg	Anodized Silver	FT
2310-RAIL-19-AL	End Retention f/ Small Leg	Bronze	FT

Maxi End Retention Side Rails 89 mm X 28 mm (3.50" X 1.11") - Fits Apex A55 & RLL55-X / Maxi Leg End Cap

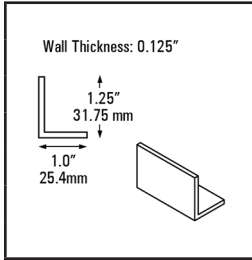


Sold in 20 ft Lengths

Part Number	Description	Color	Unit
2324-RAIL-02-AL	End Retention f/ Large Leg	Anodized Silver	FT
2325-RAIL-04-AL	End Retention f/ Large Leg	Cream	FT
2326-RAIL-06-AL	End Retention f/ Large Leg	White	FT
2327-RAIL-07-AL	End Retention f/ Large Leg	Grey	FT
2328-RAIL-13-AL	End Retention f/ Large Leg	Light Beige	FT
2329-RAIL-19-AL	End Retention f/ Large Leg	Bronze	FT

ALUMINUM ANGLES

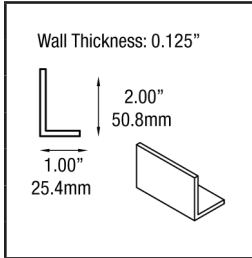
Aluminum Angle: Length = 1.0", Height = 1.25" & Wall Thickness = 0.125"



Sold in 20 ft Lengths

Part Number	Description	Color	Unit
2508-ANGL-04-AL	Bottom Sill	Cream	FT
2510-ANGL-06-AL	Bottom Sill	White	FT
2511-ANGL-07-AL	Bottom Sill	Grey	FT
2514-ANGL-13-AL	Bottom Sill	Light Beige	FT
2516-ANGL-19-AL	Bottom Sill	Bronze	FT
2518-ANGL-22-AL	Bottom Sill	Dark Brown	FT
2517-ANGL-27-AL	Bottom Sill	Arcona Beige	FT

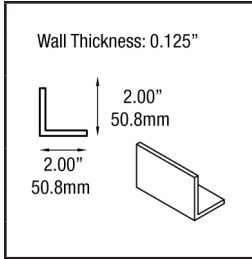
Aluminum Angle: Length = 1.0", Height = 2.0" & Wall Thickness = 0.125"



Sold in 20 ft Lengths

Part Number	Description	Color	Unit
2534-ANGL-07-AL	Bottom Sill	Grey	FT
2536-ANGL-13-AL	Bottom Sill	Light Beige	FT
2535-ANGL-06-AL	Bottom Sill	White	FT
2537-ANGL-04-AL	Bottom Sill	Cream	FT

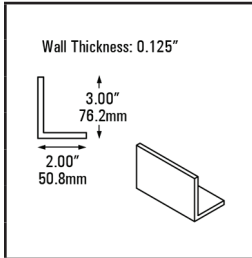
Aluminum Angle: Length = 2.00", Height = 2.00" Wall Thickness = 0.125"



Sold in 20 ft Lengths

Part Number	Description	Color	Unit
2542-ANGL-04-AL	Bottom Sill	Cream	FT
2543-ANGL-06-AL	Bottom Sill	White	FT
2544-ANGL-07-AL	Bottom Sill	Grey	FT
2545-ANGL-13-AL	Bottom Sill	Light Beige	FT
2546-ANGL-19-AL	Bottom Sill	Bronze	FT
2547-ANGL-22-AL	Bottom Sill	Dark Brown	FT

Aluminum Angle: Length = 2.00", Height = 3.00" Wall Thickness = 0.125"

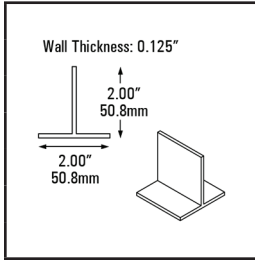


Sold in 20 ft Lengths

Part Number	Description	Color	Unit
2539-ANGL-13-AL	Bottom Sill	Light Beige	FT
2540-ANGL-06-AL	Bottom Sill	White	FT
2549-ANGL-19-AL	Bottom Sill	Bronze	FT
2551-ANGL-04-AL	Bottom Sill	Cream	FT

ALUMINUM ANGLES

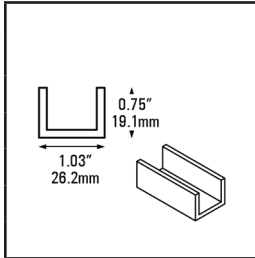
Support Bar: "T" Shape 2" X 2" With Wall Thickness = 0.125"



Sold in 20 ft Lengths

Part Number	Description	Color	Unit
2550-SILL-06-AL	For Use With Mullions	White	FT

Aluminum U-Channel 1.03" X 0.75"

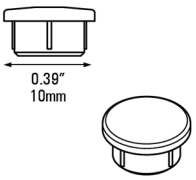


Sold in 20 ft Lengths

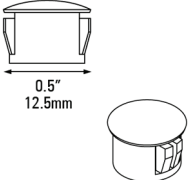
Part Number	Description	Color	Unit
2600-SILL-04-AL	Bottom Sill	Cream	FT
2602-SILL-06-AL	Bottom Sill	White	FT
2604-SILL-07-AL	Bottom Sill	Grey	FT
2605-SILL-13-AL	Bottom Sill	Light Beige	FT
2607-SILL-19-AL	Bottom Sill	Bronze	FT
2610-SILL-22-AL	Bottom Sill	Dark Brown	FT
2601-SILL-27-AL	Bottom Sill	Arcona Beige	FT

PLUG BUTTONS

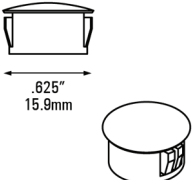
Plug Buttons - 0.390"

	Part Number	Description	Color	Unit
	2815-PLUG-06-PL	10.0 mm / 0.390"	White	PC
	2816-PLUG-19-PL	10.0 mm / 0.390"	Bronze	PC
	2818-PLUG-13-PL	10.0 mm / 0.390"	Light Beige	PC
	2819-PLUG-22-PL	10.0 mm / 0.390"	Dark Brown	PC

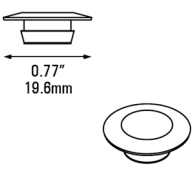
Plug Buttons - 0.50"

	Part Number	Description	Color	Unit
	2841-PLUG-04-PL	12.5 mm / 0.500"	Cream	PC
	2842-PLUG-06-PL	12.5 mm / 0.500"	White	PC
	2843-PLUG-07-PL	12.5 mm / 0.500"	Grey	PC
	2844-PLUG-13-PL	12.5 mm / 0.500"	Light Beige	PC
	2845-PLUG-19-PL	12.5 mm / 0.500"	Bronze	PC
	2846-PLUG-22-PL	12.5 mm / 0.500"	Dark Brown	PC
	2847-PLUG-27-PL	12.5 mm / 0.500"	Arcona Beige	PC

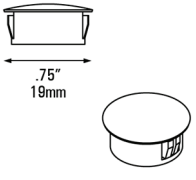
Plug Buttons - 0.625"

	Part Number	Description	Color	Unit
	2849-PLUG-04-PL	15.9 mm / 0.625"	Cream	PC
	2850-PLUG-06-PL	15.9 mm / 0.625"	White	PC
	2851-PLUG-07-PL	15.9 mm / 0.625"	Grey	PC
	2852-PLUG-13-PL	15.9 mm / 0.625"	Light Beige	PC
	2853-PLUG-19-PL	15.9 mm / 0.625"	Bronze	PC
	2854-PLUG-22-PL	15.9 mm / 0.625"	Dark Brown	PC

Flat Buttons

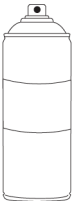
	Part Number	Description	Color	Unit
	2830-PLUG-06-PL	10.0 mm 19.5mm (0.39"x0.77")	White	PC
	2832-PLUG-19-PL	10.0 mm 19.5mm (0.39"x0.77")	Bronze	PC

Plug Buttons - 0.750"

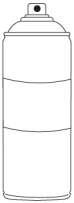
	Part Number	Description	Color	Unit
	2848-PLUG-06-PL	19.0 mm / 0.750"	White	PC

ACCESSORIES

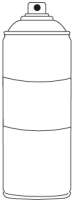
Spray Paint

	Part Number	Description	Color	Unit
	9280-ACCE-PAINT	Spray Acrylic Enamel (12 OZ. Can)	Cream (04)	PC
	9281-ACCE-PAINT	Spray Acrylic Enamel (12 OZ. Can)	White (06)	PC
	9282-ACCE-PAINT	Spray Acrylic Enamel (12 OZ. Can)	Lt. Grey (07)	PC
	9283-ACCE-PAINT	Spray Acrylic Enamel (12 OZ. Can)	Lt. Beige (13)	PC
	9284-ACCE-PAINT	Spray Acrylic Enamel (12 OZ. Can)	Dark Brown (22)	PC
	9312-ACCE-PAINT	Spray Acrylic Enamel (12 OZ. Can)	Med. Bronze (19)	PC

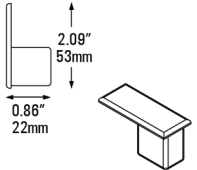
Touch Up Paint

	Part Number	Description	Color	Unit
	9313-ACCE-PAINT	Touch-up Acrylic Enamel (0.6 FL OZ)	Dark Brown (22)	PC
	9314-ACCE-PAINT	Touch-up Acrylic Enamel (0.6 FL OZ)	Lt. Beige (13)	PC
	9315-ACCE-PAINT	Touch-up Acrylic Enamel (0.6 FL OZ)	Med. Bronze (19)	PC
	9316-ACCE-PAINT	Touch-up Acrylic Enamel (0.6 FL OZ)	Lt. Grey (07)	PC
	9317-ACCE-PAINT	Touch-up Acrylic Enamel (0.6 FL OZ)	Cream (04)	PC
	9318-ACCE-PAINT	Touch-up Acrylic Enamel (0.6 FL OZ)	White (06)	PC

Cleaning Spray For Aluminum (Alumaslick)

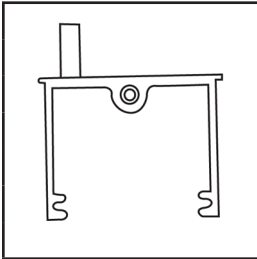
	Part Number	Description	Color	Unit
	9320-ACCE-CLEAN	Lubes, Cleans, Protects Aluminum		PC

Cap For 2 1/8" Mini Side Rails (Part numbers #2005 - #2030)


	Part Number	Description	Color	Unit
	2034-RAIL-06-PL	Guide Channel End Cap For A3 (PVC)	White	PR
	2035-RAIL-19-PL	Guide Channel End Cap For A3 (PVC)	Bronze	PR

STORM BARS

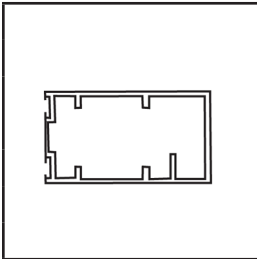
Storm Bar System Bottom Tongue

	Part Number	Description	Color	Unit
	STORMB-2.5-CENT	Center, For 2.5" Storm Bar	Millfinish	PC

Floor Plate - Floor Clips

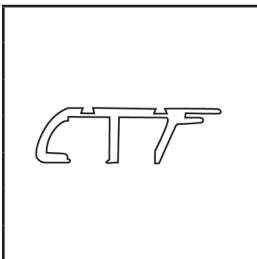
	Part Number	Description	Color	Unit
	STORMB-FLOOR-CL	Floor Plate	Millfinish	PC

Storm Bar Splittrac 2.5" Hollow Core

	Part Number	Description	Color	Unit
	STORMB-RLL15-04	2.5" Hollow Core	Cream	FT
	STORMB-RLL15-06	2.5" Hollow Core	White	FT
	STORMB-RLL15-07	2.5" Hollow Core	Grey	FT
	STORMB-RLL15-13	2.5" Hollow Core	Light Beige	FT
	STORMB-RLL15-19	2.5" Hollow Core	Bronze	FT
	STORMB-RLL15-22	2.5" Hollow Core	Dark Brown	FT

Sold in 20 ft Lengths

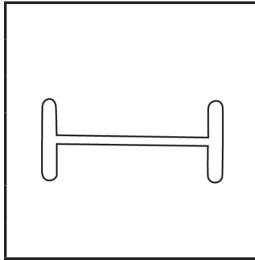
Bottom Hood Extrusion

	Part Number	Description	Color	Unit
	STORMB-RLL14-04	Bottom Hood Extrusion	Cream	FT
	STORMB-RLL14-06	Bottom Hood Extrusion	White	FT
	STORMB-RLL14-07	Bottom Hood Extrusion	Grey	FT
	STORMB-RLL14-13	Bottom Hood Extrusion	Light Beige	FT
	STORMB-RLL14-19	Bottom Hood Extrusion	Bronze	FT
	STORMB-RLL14-22	Bottom Hood Extrusion	Dark Brown	FT

Sold in 20 ft Lengths

STORM BARS

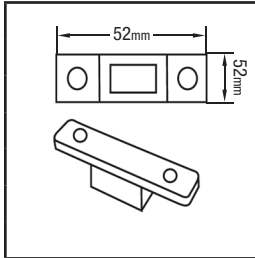
I-Beam For Storm Bar



Sold in 20 ft Lengths

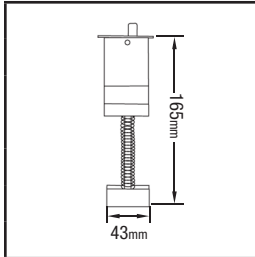
Part Number	Description	Color	Unit
STORMB-RLL16-01	I-Beam For 2.5" Hollow Core	Millfinish	FT

Top Receptor



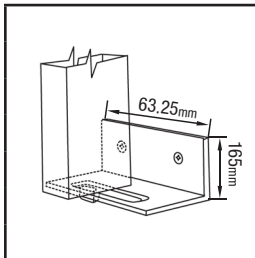
Part Number	Description	Color	Unit
STORMB-TOP-REC	Top Receptor	Plastic	PC

Spring Assembly Top Connecting Mechanism



Part Number	Description	Color	Unit
STORMB-SPR-CENT	(Center Tongue)		PC

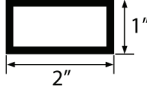
Storage Clips



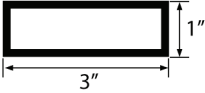
Part Number	Description	Color	Unit
STORMB-CLP-06-S	Single	White	PC
STORMB-CLP-06-D	Double	White	PC

BUILD OUT

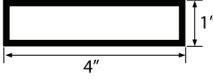
Rectangular Tubes - 1.0" x 2.0" x 0.125"

	Part Number	Description	Color	Unit
	9647-TUBE-19-AL	1.0" x 2.0" x 0.125"	Bronze	FT
	9649-TUBE-04-AL	1.0" x 2.0" x 0.125"	Cream	FT
	9653-TUBE-06-AL	1.0" x 2.0" x 0.125"	White	FT
	9654-TUBE-13-AL	1.0" x 2.0" x 0.125"	Light Beige	FT
	9656-TUBE-23-AL	1.0" x 2.0" x 0.125"	Millfinish	FT
Sold in 20 ft Lengths				

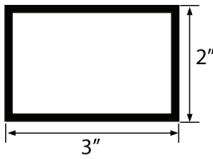
Rectangular Tubes - 1.0" x 3.0" x 0.125"

	Part Number	Description	Color	Unit
	9657-TUBE-04-AL	1.0" x 3.0" x 0.125"	Cream	FT
	9658-TUBE-06-AL	1.0" x 3.0" x 0.125"	White	FT
	9659-TUBE-07-AL	1.0" x 3.0" x 0.125"	Grey	FT
	9660-TUBE-13-AL	1.0" x 3.0" x 0.125"	Light Beige	FT
	9661-TUBE-19-AL	1.0" x 3.0" x 0.125"	Bronze	FT
9662-TUBE-22-AL	1.0" x 3.0" x 0.125"	Dark Brown	FT	
Sold in 20 ft Lengths				

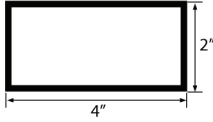
Rectangular Tubes - 1.0" x 4.0" x 0.125"

	Part Number	Description	Color	Unit
	9663-TUBE-04-AL	1.0" x 4.0" x 0.125"	Cream	FT
	9664-TUBE-06-AL	1.0" x 4.0" x 0.125"	White	FT
	9665-TUBE-07-AL	1.0" x 4.0" x 0.125"	Grey	FT
	9666-TUBE-13-AL	1.0" x 4.0" x 0.125"	Light Beige	FT
	9667-TUBE-19-AL	1.0" x 4.0" x 0.125"	Bronze	FT
9668-TUBE-22-AL	1.0" x 4.0" x 0.125"	Dark Brown	FT	
Sold in 20 ft Lengths				

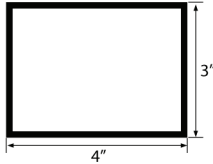
Rectangular Tubes - 2.0" x 3.0" x 0.125"

	Part Number	Description	Color	Unit
	9675-TUBE-04-AL	2.0" x 3.0" x 0.125"	Cream	FT
	9676-TUBE-06-AL	2.0" x 3.0" x 0.125"	White	FT
	9677-TUBE-07-AL	2.0" x 3.0" x 0.125"	Grey	FT
	9678-TUBE-13-AL	2.0" x 3.0" x 0.125"	Light Beige	FT
	9679-TUBE-19-AL	2.0" x 3.0" x 0.125"	Bronze	FT
9680-TUBE-22-AL	2.0" x 3.0" x 0.125"	Dark Brown	FT	
Sold in 20 ft Lengths				

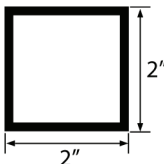
Rectangular Tubes - 2.0" x 4.0" x 0.125"

	Part Number	Description	Color	Unit
	9681-TUBE-04-AL	2.0" x 4.0" x 0.125"	Cream	FT
	9682-TUBE-06-AL	2.0" x 4.0" x 0.125"	White	FT
	9683-TUBE-07-AL	2.0" x 4.0" x 0.125"	Grey	FT
	9684-TUBE-13-AL	2.0" x 4.0" x 0.125"	Light Beige	FT
	9685-TUBE-19-AL	2.0" x 4.0" x 0.125"	Bronze	FT
	9686-TUBE-22-AL	2.0" x 4.0" x 0.125"	Dark Brown	FT
Sold in 20 ft Lengths				

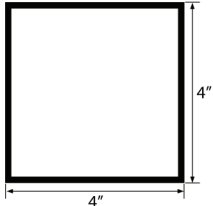
Rectangular Tubes - 3.0" x 4.0" x 0.125"

	Part Number	Description	Color	Unit
	9687-TUBE-06-AL	3.0" x 4.0" x 0.125"	White	FT
	9688-TUBE-19-AL	3.0" x 4.0" x 0.125"	Bronze	FT
	9689-TUBE-23-AL	3.0" x 4.0" x 0.125"	Millfinish	FT
	9791-TUBE-02-AL	3.0" x 4.0" x 0.125"	Anodized Silver	FT
	9697-TUBE-04-AL	3.0" x 4.0" x 0.125"	Cream	FT
Sold in 20 ft Lengths				

Square Tubes - 2.0" x 2.0" x 0.125"

	Part Number	Description	Color	Unit
	9669-TUBE-04-AL	2.0" x 2.0" x 0.125"	Cream	FT
	9670-TUBE-06-AL	2.0" x 2.0" x 0.125"	White	FT
	9671-TUBE-07-AL	2.0" x 2.0" x 0.125"	Grey	FT
	9672-TUBE-13-AL	2.0" x 2.0" x 0.125"	Light Beige	FT
	9673-TUBE-19-AL	2.0" x 2.0" x 0.125"	Bronze	FT
	9674-TUBE-23-AL	2.0" x 2.0" x 0.125"	Millfinish	FT
Sold in 20 ft Lengths				

Square Tubes - 4.0" x 4.0" x 0.125"

	Part Number	Description	Color	Unit
	9687-TUBE-06-AL	4.0" x 4.0" x 0.125"	White	FT
	9690-TUBE-19-AL	4.0" x 4.0" x 0.125"	Bronze	FT
Sold in 20 ft Lengths				

