



# **ROLLAC** **2017**

**Parts Catalog**

5331 West Orange St. • Pearland, TX. 77581 Ph: 281.485.1911 • Fax: 281.485.0839 • [www.rollac.com](http://www.rollac.com)

**ROLLAC**  
**PARTS CATALOG**



**2017**

**To place an order please call:  
(888) 2-ROLLAC (276-5522)**

**For more information please call:  
(281) 485-1911**

**To find out more about our company or our products,  
please visit our website: [www.rollac.com](http://www.rollac.com).**

Copyright © 2017, Rollac Shutter of Texas, Inc.  
All rights reserved. No part of this catalog may be reproduced in any form or by any electronic or mechanical means, including the use of  
information storage and retrieval systems, without the express written permission from Rollac Shutter of Texas, Inc.

Certain portions of this catalog have been reprinted with the permission of the copyright owners who reserve all rights.

# TABLE OF CONTENTS

## Section 1

- Slats
- Side Locks
- Base Slats / Accessories
- Plastic Stops
- Security Devices

## Section 2

- Side Rails Mini/Maxi
- End Retention Rails
- Aluminum Angles
- Storm Bars
- Plug Buttons
- Square / Rectangular Tubes

## Section 3

- Box Covers 90° / 45°
- Side Caps 90° / 45°
- Safety Plates
- Split Unit Components

## Section 4

- Tubes
- Spring Lock Hangers
- Idlers
- Caps
- Couplers
- Adapters
- Mounting plates / Brackets
- Bearings

## Section 5

- Gears / Accessories
- Universals
- Cranks / Accessories
- Springs / Brackets

## Section 6

- Pulleys
- Recoil Boxes / Crank Boxes
- Guides / Tape

## Section 7

- Motors - Somfy
- Motors - Simu
- Motors - Rollac
- Crowns & Drives

## Section 8

- Electronics
- Switches
- Transmitters
- Control Systems

## Section 9

- Garage Door Parts

## Section 10

- Storm Panels
- Mounting Equipment

## Section 11

- Manufacturing Equipment / Accessories

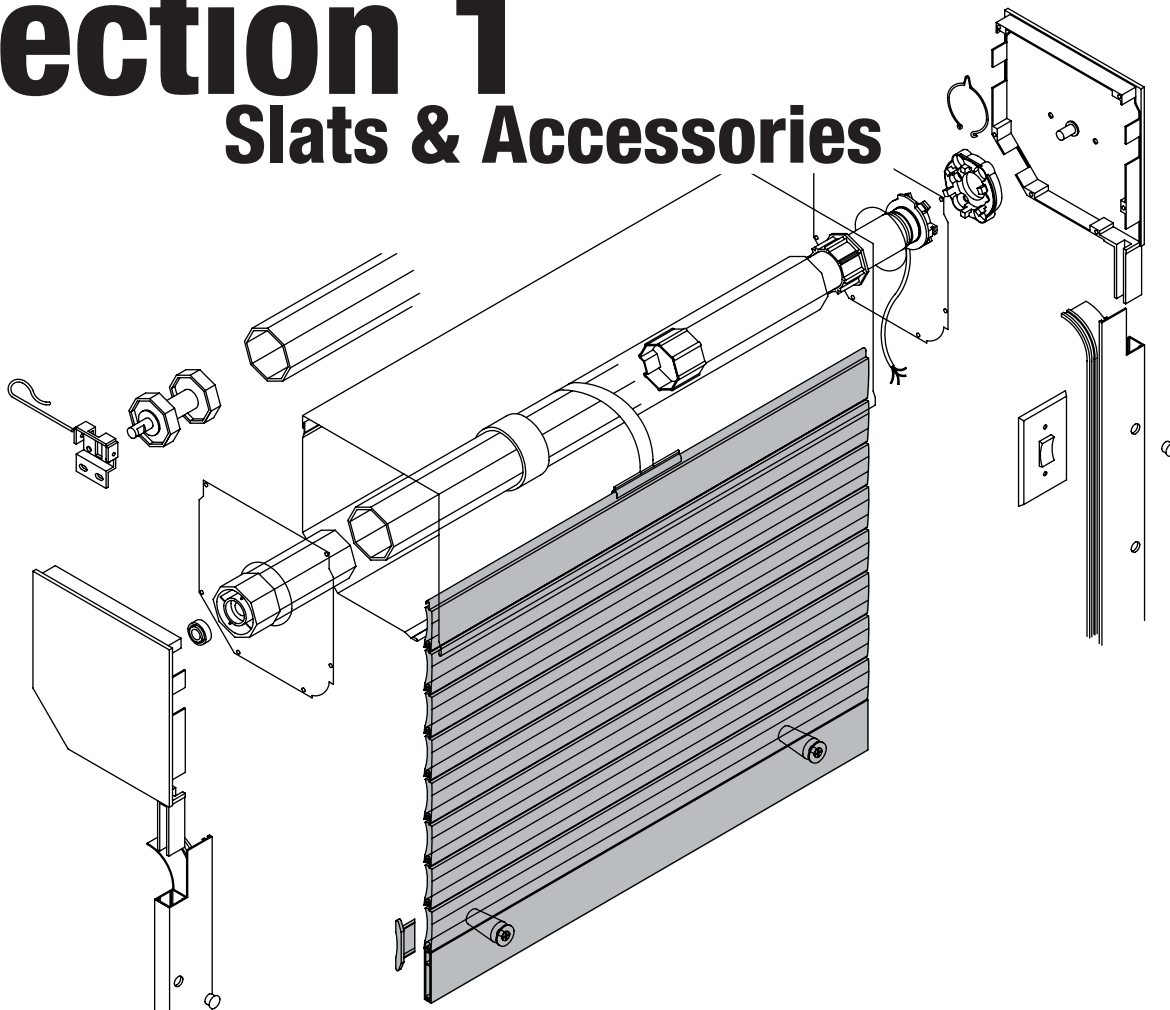
## Section 12

- Technical Appendix



# Section 1

## Slats & Accessories



### Slat Construction

#### Regular Foam-Filled

Lightweight system that can be operated manually to reduce purchase price. They offer good energy saving properties, privacy, shading, noise, light control, and comfort.

#### Hard Foam-Filled

These slats are filled with high-density foam that enhances durability and strength. Hard foam slats are the ideal solution for residential security and storm protection.

#### Single Wall Extruded Aluminum

Choose a single wall slat for a lighter weight curtain that still performs like an all aluminum slat. Increase visibility throughout the shutter curtain with the grid or rectangle punch option.

#### Double Wall Extruded Aluminum

The heavy-duty option is for security and storm protection. Extra thick double-walled aluminum will keep out the toughest of storms and potential criminals.

#### PVC Slats

Lightweight and easy to clean, PVC rolling shutters can match the PVC construction of existing window and door openings. They provide energy efficiency and moderate resistance to storms and debris.

#### Lexan

A lightweight translucent system which increases visibility and establishes a physical barrier.

### Other Components

#### Side Locks

Side locks keep the individual slats in the curtain aligned. Use end retention side locks for enhanced security. They increase a shutter's stability against pullout at high stress loads.

#### Base Slats

Base slats seal the curtain at the bottom area.

#### Plastic Stops

Plastic stops prevent the shutter curtain from rolling up into the box cover on manually operated shutters.

#### Locks & Security Devices

Locks enhance security on your shutter. Recommended for manual shutters.

### Color Options

Cream	White	Grey	Lt. Beige
Bronze	Dark Brown	Arcona Beige	Metallic

For more technical slat information, see our slat spec sheets in the appendix.

# REGULAR FOAM SLATS

## A 150 - Mini Aluminum Foam Filled Slat

	Part Number	Color	Note
	A-150-WH-2-WL-R	White	*
	A-150-BE-2-WL-R	Beige	*
	A-150-MB-2-WL-R	Bronze	*
	A-150-ME-2-WL-R	Metallic	*
	A-150-TC-2-WL-R	Texas Cream	*
	A-150-AB-2-WL-R	Arcona Beige	*
	A-150-GR-2-WL-R	Grey	*
	A-150-DB-2-WL-R	Dark Brown	*N
	A-150-AC-2-WL-R	Arizona Cream	
	A-150-BR-2-WL-R	Maroon Brown	
	A-150-CR-2-WL-R	Cream / Lt. Ivory	
	A-150-MG-2-WL-R	Moss Green	
	A-150-OA-2-WL-R	Oak	
A-150-CW-2-WL-R	Cream White		

## Part References

Side Lock	A-152
Compatible Rails	All Mini Rails
Base Slat	Mini
Slats available with or without light slits. Sold in 20 ft lengths. Custom lengths available upon request.	

## A 200 - Maxi Aluminum Foam Filled Slat

	Part Number	Color	Note
	A-200-WH-2-WL-R	White	*
	A-200-BE-2-WL-R	Beige	*
	A-200-MB-2-WL-R	Bronze	*
	A-200-ME-2-WL-R	Metallic	*
	A-200-TC-2-WL-R	Texas Cream	*
	A-200-AB-2-WL-R	Arcona Beige	*
	A-200-GR-2-WL-R	Grey	*
	A-200-DB-2-WL-R	Dark Brown	*N
	A-200-AC-2-WL-R	Arizona Cream	
	A-200-BR-2-WL-R	Maroon Brown	
	A-200-CR-2-WL-R	Cream / Lt. Ivory	

## Part References

Side Lock	A-202
Compatible Rails	All Maxi Rails
Base Slat	Maxi
Slats available with or without light slits. Sold in 20 ft lengths. Custom lengths available upon request.	

## E 150 - Aluminum Foam Filled Slat

	Part Number	Color	Note
	E150-WH-2-WL-R	White	
	E150-BE-2-WL-R	Beige	
	E150-MB-2-WL-R	Bronze	
	E150-TC-2-WL-R	Texas Cream	
	E150-AB-2-WL-R	Arcona Beige	
	E150-GR-2-WL-R	Grey	
	E150-BR-2-WL-R	Maroon Brown	
	E150-CR-2-WL-R	Cream / Lt. Ivory	
	E150-OB-2-WL-R	Orlando Beige	

## Part References

Side Lock	A-152
Compatible Rails	All Mini Rails
Base Slat	Mini
Slats available with or without light slits. Sold in 20 ft lengths. Custom lengths available upon request.	

## A 240 - Maxi Aluminum Foam Filled Slat

	Part Number	Color	Note
	A-240-WH-2-WL-R	White	
	A-240-BE-2-WL-R	Beige	
	A-240-MB-2-WL-R	Bronze	
	A-240-TC-2-WL-R	Texas Cream	
	A-240-GR-2-WL-R	Grey	
	A-240-BR-2-WL-R	Maroon Brown	
	A-240-CR-2-WL-R	Cream / Lt. Ivory	
	A-240-OB-2-WL-R	Orlando Beige	

## Part References

Side Lock	A-242
Compatible Rails	All Maxi Rails
Base Slat	Maxi
Slats available with or without light slits. Sold in 20 ft lengths. Custom lengths available upon request.	

\* - Typically ships within 3 days  
N - New item  
! - Special order item

# HARD FOAM SLATS

## A 150 - Mini Aluminum Foam Filled Slat

	Part Number	Color	Note
	A-150-WH-2-WL-H	White	*
	A-150-BE-2-WL-H	Beige	*
	A-150-MB-2-WL-H	Bronze	*
	A-150-ME-2-WL-H	Metallic	*
	A-150-TC-2-WL-H	Texas Cream	*
	A-150-AB-2-WL-H	Arcona Beige	*
	A-150-GR-2-WL-H	Grey	*
	A-150-DB-2-WL-H	Dark Brown	*N
	A-150-AC-2-WL-H	Arizona Cream	
	A-150-BR-2-WL-H	Maroon Brown	
	A-150-CR-2-WL-H	Cream / Lt. Ivory	
	A-150-MG-2-WL-H	Moss Green	
	A-150-OA-2-WL-H	Oak	
A-150-CW-2-WL-H	Cream White		

## Part References

<b>Side Lock</b>	A-153
<b>Compatible Rails</b>	2 1/8" Mini, 2 1/2" Mini
<b>Base Slat</b>	Mini
Slats available with or without light slits. Sold in 20 ft lengths. Custom lengths available upon request.	

## A 200 - Maxi Aluminum Foam Filled Slat

	Part Number	Color	Note
	A-200-WH-2-WL-H	White	*
	A-200-BE-2-WL-H	Beige	*
	A-200-MB-2-WL-H	Bronze	*
	A-200-ME-2-WL-H	Metallic	*
	A-200-TC-2-WL-H	Texas Cream	*
	A-200-AB-2-WL-H	Arcona Beige	*
	A-200-GR-2-WL-H	Grey	*
	A-200-DB-2-WL-H	Dark Brown	*N
	A-200-AC-2-WL-H	Arizona Cream	
	A-200-BR-2-WL-H	Maroon Brown	
	A-200-CR-2-WL-H	Cream / Lt. Ivory	

## Part References

<b>Side Lock</b>	A-203
<b>Compatible Rails</b>	All Maxi Rails
<b>Base Slat</b>	Maxi
Slats available with or without light slits. Sold in 20 ft lengths. Custom lengths available upon request.	

## A55 Apex - Maxi Aluminum Foam Filled Slat

	Part Number	Color	Note
	A55-APEX-WH-WL-H	White	
	A55-APEX-BE-WL-H	Attica Beige	
	A55-APEX-MB-WL-H	Medium Bronze	

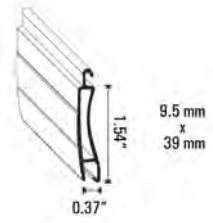
## Part References

<b>Side Lock</b>	A-203, ER-55, Rollac 9461
<b>Compatible Rails</b>	All Maxi Rails
<b>Base Slat</b>	Maxi
Slats available with or without light slits. Sold in 20 ft lengths. Custom lengths available upon request.	

\* - Typically ships within 3 days  
N - New item  
! - Special order item

# EXTRUDED SLATS

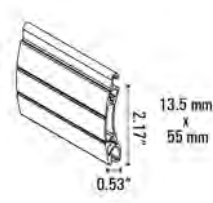
## RLL3 - Mini Aluminum Extruded Slat

	Part Number	Color	Note
	1300-SLAT-02-AL	Anodized Silver	
	1301-SLAT-04-AL	Cream	*
	1302-SLAT-06-AL	White	*
	1305-SLAT-13-AL	Light Beige	
	1306-SLAT-26-AL	Bronze	

## Part References

<b>Side Lock</b>	9450
<b>Compatible Rails</b>	2 1/8", 2 1/2" Mini
<b>Base Slat</b>	Mini
Slats available with or without light slits. Sold in 20 ft lengths.	

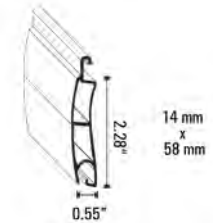
## RLL55X - Maxi Aluminum Extruded Slat

	Part Number	Color	Note
	RLL55X-AS-NL-R	Anodized Silver	
	RLL55X-BE-NL-R	Light Beige	*
	RLL55X-MB-NL-R	Bronze	
	RLL55X-TC-NL-R	Cream	
	RLL55X-WH-NL-R	White	*

## Part References

<b>Side Lock</b>	Rollac 1000, ER-55, 9451
<b>Compatible Rails</b>	2 1/2", 3", 3 1/2" End Retention any Maxi Rail
<b>Base Slat</b>	Maxi
Slats available without light slits. Sold in 24 ft lengths.	

## RLL4 - Maxi Aluminum Extruded Slat

	Part Number	Color	Note
	1317-SLAT-27-AL	Arcona Beige	
	1318-SLAT-13-AL	Light Beige	
	1319-SLAT-04-AL	Cream	!
	1320-SLAT-02-AL	Anodized Silver	!
	1321-SLAT-06-AL	White	!
	1325-SLAT-26-AL	Bronze	!

## Part References

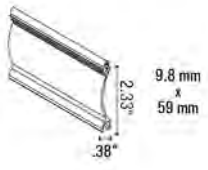
<b>Side Lock</b>	9423
<b>Compatible Rails</b>	2 1/2", 3", 3" High Security
<b>Base Slat</b>	Maxi
Slats available with or without light slits. Sold in 20 ft lengths.	

\* - Typically ships within 3 days  
N - New item  
! - Special order item



# EXTRUDED SLATS

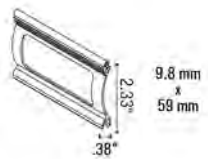
## RLL59 - Maxi Aluminum Extruded Slat Solid Wall

	Part Number	Color	Note
		1343-SLAT-06-AL	White
	1344-SLAT-19-AL	Bronze	*
	1345-SLAT-02-AL	Anodized Silver	*
	1346-SLAT-04-AL	Cream	
	1337-SLAT-13-AL	Beige	

## Part References

<b>Side Lock</b>	9464
<b>Compatible Rails</b>	All Maxi Rails
<b>Base Slat</b>	Maxi
Sold in 20 ft lengths.	

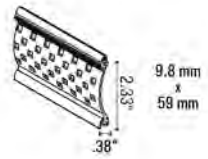
## RLL59 - Maxi Aluminum Extruded Slat Rectangle Punch

	Part Number	Color	Note
		1326-SLAT-02-AL	Anodized Silver
	1327-SLAT-19-AL	Bronze	
	1328-SLAT-06-AL	White	
	1333-SLAT-13-AL	Beige	
	1334-SLAT-04-AL	Cream	

## Part References

<b>Side Lock</b>	9464
<b>Compatible Rails</b>	All Maxi Rails
<b>Base Slat</b>	Maxi
Sold in 20 ft lengths.	

## RLL59 - Maxi Aluminum Extruded Slat Grid Punch

	Part Number	Color	Note
		1329-SLAT-19-AL	Bronze
	1330-SLAT-02-AL	Anodized Silver	
	1332-SLAT-06-AL	White	*
	1335-SLAT-13-AL	Beige	
	1338-SLAT-04-AL	Cream	

## Part References

<b>Side Lock</b>	9464
<b>Compatible Rails</b>	All Maxi Rails
<b>Base Slat</b>	Maxi
Sold in 20 ft lengths.	

RLL59 Slat is a patented system by Rollac.

US Patents:

- USPTO Patent Number: # US 8,584,731 B1
- USPTO Patent Number: # US 8,857,497 B1
- USPTO Patent Number: # US D601716 S1

\* - Typically ships within 3 days

N - New item

! - Special order item

# PVC & LEXAN SLATS

## Z-55 - Maxi PVC Slat

	Part Number	Description	Color	Note
	1080-SLAT-04-PL		Cream	
	1081-SLAT-04-PL	For Rebar	Cream	
	1082-SLAT-06-PL		White	
	1083-SLAT-06-PL	For Rebar	White	
	1084-SLAT-07-PL		Grey	
	1085-SLAT-07-PL	For Rebar	Grey	
	1086-SLAT-13-PL		Beige	
	1087-SLAT-13-PL	For Rebar	Beige	

## Part References

<b>Side Lock</b>	9428
<b>Compatible Rails</b>	All Maxi Slats
<b>Base Slat</b>	Maxi
Slats available with or without light slits. Sold in 19.02 ft and 19.68 ft lengths.	

## Gulf - Mini PVC Slat

	Part Number	Color	Note
	1015-SLAT-04-PL	Light Ivory	
	1016-SLAT-04-PL	Dark Ivory	

## Part References

<b>Side Lock</b>	N/A
<b>Compatible Rails</b>	All Mini Rails
<b>Base Slat</b>	Mini
Slats only available with light slits. Sold in 19.02 ft and 19.68 ft lengths.	

## Lexan System

	Part Number	Description	Color	Note
	1340-SLAT-XX-PL	Lexan Slat	Translucent	
	1351-SLAT-02-AL	Aluminum Slat Connector	Anodized Silver	
	1352-SLAT-02-AL	Aluminum Base Slat Connector	Anodized Silver	

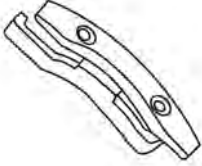
## Part References

<b>Side Lock</b>	N/A
<b>Compatible Rails</b>	All Maxi Rails
<b>Base Slat</b>	Maxi
Slats are not available w/ light slits. Sold in 20 ft lengths.	


- \* - Typically ships within 3 days
- N - New item
- ! - Special order item

# SIDE LOCKS

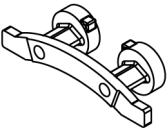
## Side Lock

	Part Number	Description	This Side Lock Fits:	Note
	A-153	Polyamide Inserts f/Hard Foam (L & R)	A-150H	*
	A-203	Polyamide Inserts f/Hard Foam (L & R)	A-200H	*
		Sold in Pairs- Screws Included L & R		


## Side Lock

	Part Number	Description	This Side Lock Fits:	Note
	A-242	Polyamide Inserts f/Regular - Drive-In Fit	A-240R	*
	A-152	Polyamide Inserts f/Regular - Drive-In Fit	A-150, E-150	*
	A-202	Polyamide Inserts f/Regular - Drive-In Fit	A-200	*
		Sold per Piece		

## Side Lock

	Part Number	Description	This Side Lock Fits:	Note
	ER-55	End Retention Side Lock	RLL55-X, Apex A55	*
	9461-ACCE-ST-00 Rollac 1000	8 x 2.5" TEK SCREW 305 SS or Apex Screws for RLL55-X Slat		
		Sold per Piece		


## Side Lock

	Part Number	Description	This Side Lock Fits:	Note
	9464-ACCE-00-ST	Sidelocks f/ RLL59 Heavy Duty - ERS	RLL59	*
		Sold in Pairs		


\* - Typically ships within 3 days  
 N - New item  
 ! - Special order item

# SIDE LOCKS

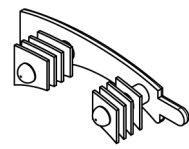
## Side Lock

	Part Number	Description	This Side Lock Fits:	Note
	9450-ACCE-14-SS	Side Lock SS Clips	RLL3	*
9451-ACCE-14-SS	Side Lock SS Clips	RLL55-X	*	
		Sold per Piece		

## Side Lock

	Part Number	Description	This Side Lock Fits:	Note
	9423-ACCE-03-PL	Inserts for RLL4 Extruded Profiles	RLL4	
		Sold per Piece		

## Side Lock

	Part Number	Description	This Side Lock Fits:	Note
	9428-ACCE-00-PL	Polyamide Inserts f Maxi PVC Profiles	Z-55	
		Sold in Pairs		

# BASE SLATS & ACCESSORIES

## Aluminum Base Slat for all Mini Slats

	Part Number	Description	Color	Unit	Note
	1494-BASE-14-AL	Fits all Mini Slats	Metallic	20 ft Lengths	*
	1504-BASE-02-AL		Anodized Silver		!
	1508-BASE-04-AL		Cream		*
	1509-BASE-06-AL		White		*
	1510-BASE-07-AL		Grey		*
	1511-BASE-13-AL		Light Beige		*
	1512-BASE-22-AL		Dark Brown		*
	1513-BASE-19-AL		Bronze		*
	1514-BASE-27-AL		Arcona Beige		*

## Aluminum Base Slat for all Maxi Slats

	Part Number	Description	Color	Unit	Note
	1515-BASE-27-AL	Fits all Maxi Slats	Arcona Beige	20 ft Lengths	*
	1516-BASE-02-AL		Anodized Silver		!
	1517-BASE-14-AL		Metallic		*
	1518-BASE-04-AL		Cream		*
	1519-BASE-06-AL		White		*
	1520-BASE-07-AL		Grey		*
	1521-BASE-13-AL		Light Beige		*
	1522-BASE-19-AL		Bronze		*
	1524-BASE-22-AL		Dark Brown		*

## Weight for Mini Base Slat

	Part Number	Description	Color	Unit	Note
	1580-BASE-00-ST	Flat Galvanized Steel 1/8" x 1" Sold in 20' lengths	Millfinish	FT	

## Aluminum Base Slat for Sunscreens

	Part Number	Description	Color	Unit	Note
	1485-BASE-04-AL		Texas Cream	20 ft Lengths	N
	1486-BASE-19-AL		Bronze		N
	1487-BASE-14-AL		Metallic		N
	1488-BASE-07-AL		Grey		N
	1489-BASE-13-AL		Beige		N
	1490-BASE-27-AL		Arcona Beige		N
	1493-BASE-23-AL		Mill Finish		N
	1523-BASE-22-AL		Dark Brown		N
	1533-BASE-06-AL		White		N


## Aluminum Locking Base Slat for all Maxi Slats

	Part Number	Description	Color	Unit	Note
	1495-BASE-27-AL	Fits all Maxi Slats	Arcona Beige	20 ft Lengths	
	1496-BASE-22-AL		Dark Brown		
	1497-BASE-14-AL		Metallic		
	1498-BASE-02-AL		Silver		
	1499-BASE-04-AL		Cream		
	1500-BASE-06-AL		White		
	1501-BASE-07-AL		Grey		
	1502-BASE-13-AL		Beige		
	1503-BASE-19-AL		Bronze		


\* - Typically ships within 3 days  
 N - New item  
 ! - Special order item

# WEATHER STRIPPING

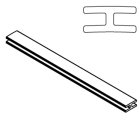
## Weather Stripping - Felt

	Part Number	Description	Color	Unit	Note
	1540-FELT-8325	For Mini Base Slat - 3,000 ft Roll 6 mm x 5 mm	Black	FT	*
	1542-FELT-8424	For Maxi Base Slat, Mini & Maxi Rails 6 mm x 7 mm	Black	FT	*
	1546-FELT-8435	For Maxi Base Slat Extra Thick 8 mm x 7 mm	Black	FT	

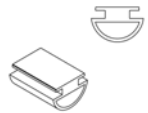
## Weather Stripping - Rubber

	Part Number	Description	Color	Unit	Note
	1578-SEAL-03-RU	Rubber Joint for Mini Mega End Slat 19.68 ft lengths	Black	FT	

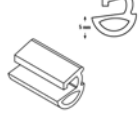
## Insert For Maxi & Mini Rails PVC & Nylon Insert for RLL 3, RLL 4, RLL55-X, RLL59, and Apex

	Part Number	Description	Color	Unit	Note
	1534-SEAL-22-PL	PVC 1250 ft roll	Brown or White	FT	*

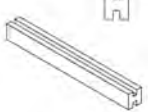
## Rubber Inserts for Base Slats

	Part Number	Description	Color	Unit	Note
	1528-BASE-03-RU	Rubber Insert for Mini Base Slat - 5 mm 19.7 ft lengths	Black	FT	
	1531-BASE-22-RU (1531 SHOWN)	Rubber Insert for Maxi Base Slat - 7 mm 750 ft Rolls	Black	FT	

## Rubber Base Slat for Maxi Slats

	Part Number	Description	Color	Unit	Note
	1532-BASE-03-RU	Used in place of Maxi Base Slat 164 ft Roll	Black	FT	

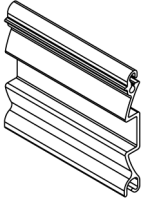
## Aluminum Reinforcement For PVC Slats

	Part Number	Description	Color	Unit	Note
	1410-REBA-EL-AL	For Z-55 PVC Slat H-Shape	Mill Finish	FT	
	1414-REBA-Z5-AL	For Z-55 PVC Slat Z-Shape		FT	
	1416-REBA-Z5-AL (1410 SHOWN)	For Z-55 PVC Slat C-Shape		FT	
				Sold in 20 ft lengths	


\* - Typically ships within 3 days  
 N - New item  
 ! - Special order item

# ACCESSORIES & STEEL STOPS

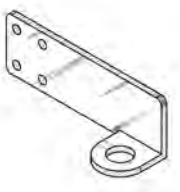
## Single Wall Handle

	Part Number	Description	Color	Unit	Note
		1331-SLAT-02-AL	For Handle Installation	Anodized Silver	FT

## Sidelock for Single Wall

	Part Number	Description	Color	Unit	Note
		9462-ACCE-00-ST	#8 3/4 K-Lathe TEK		PC

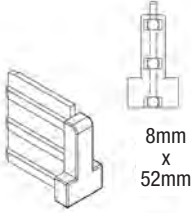
## Stainless Steel Stops for Push Pull System

	Part Number	Description	Color	Unit	Note
		1566-STOP-XX-SS	Push/Pull Stop Bracket - Left w/grommet	Stainless Steel	PC
	1567-STOP-XX-SS	Push/Pull Stop Bracket - Right w/grommet	Stainless Steel	PC	
	1568-STOP-XX-SS	Push/Pull Stop Bracket Base Slat	Stainless Steel	PC	
	(1566 SHOWN)				


\* - Typically ships within 3 days  
 N - New item  
 ! - Special order item

# PLASTIC STOPS

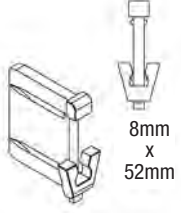
## Plastic Stops - Interior

 8mm x 52mm	Part Number	Description	Color	Unit	Note
		1552-STOP-00-PL	For Mini Base Slat	White	PC

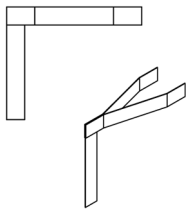
## Plastic Stops - Exterior

 21mm x 40mm	Part Number	Description	Color	Unit	Note
		1554-STOP-05-PL	For Maxi Base Slat	Beige	PC
	1556-STOP-06-PL	For Maxi Base Slat	White	PC	*
	1558-STOP-07-PL	For Maxi Base Slat	Grey	PC	*
	1560-STOP-22-PL	For Maxi Base Slat	Dark Brown	PC	*
	1562-STOP-27-PL	For Maxi Base Slat	Arcona Beige	PC	*
	1565-STOP-04-PL	For Maxi Base Slat	Cream	PC	*

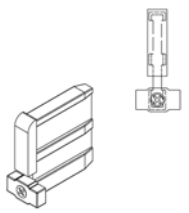
## Plastic Stops - Interior

 8mm x 52mm	Part Number	Description	Color	Unit	Note
		1551-STOP-00-PL	Self Locking Plastic Lock for Mini Base Slat	White	PC

## Plastic Stops - Interior Clamp

	Part Number	Description	Color	Unit	Note
		1551-LOCK-00-ST	For Unlocking # 1551-STOP-00-PL	Mill Finish	PC

## Plastic Stops - Interior 8 / 52 mm

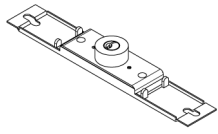
	Part Number	Description	Color	Unit	Note
		1553-STOP-00-PL	Swivel for Mini Base Slat with Screw	White	PC

\* - Typically ships within 3 days  
N - New item  
! - Special order item

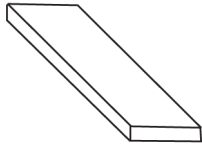


# LOCKS / SECURITY

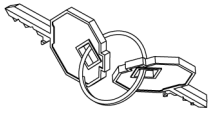
## Cylinder Locks Installed in the Center of Base Slat

	Part Number	Description	Color	Unit	Note
	9015-LOCK-14-ST	Cylinder Lock for Maxi Base Slat with 2 Keys Available as key alike and key different	Mill Finish	PC	

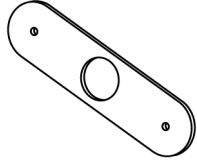
## Flat Aluminum - 25mm x 3mm

	Part Number	Description	Color	Unit	Note
	9016-LOCK-23-AL	Used with Cylinder Lock #9015	Mill Finish	FT	

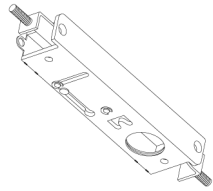
## Extra Keys for Cylinder Locks

	Part Number	Description	Color	Unit	Note
	9012-LOCK-14-ST 9014-LOCK-14-ST	Extra Keys for Mini Cylinder Locks Extra Keys for #9015	N/A	PC	

## Face Plates for Cylinder Locks

	Part Number	Description	Color	Unit	Note
	9052-LOCK-06-AL 9057-LOCK-06-AL 9059-LOCK-22-AL	Face Plate For Mini Cylinder Lock Face Plate For Cylinder Lock #9015 Face Plate For Cylinder Lock #9015	White White Dark Brown	PC PC PC	

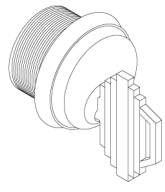
## Heavy Duty Lock for Commercial Application

	Part Number	Description	Color	Unit	Note
	9070-LOCK-14-ST	Rollac Storefront Two-Point Deadlock	N/A	PC	


\* - Typically ships within 3 days  
N - New item  
! - Special order item

# LOCKS / SECURITY

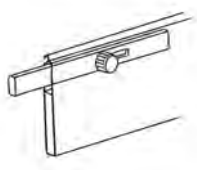
## Heavy Duty Accessories - Locks

	Part Number	Description	Color	Unit	Note
	9071-LOCK-14-ST	Rollac Cylinder Key Lock	N/A	PC	
	9072-LOCK-14-ST	Rollac Thumb Turn for Deadlock	N/A	PC	
	9073-LOCK-14-ST	Duranodic Bronze Single Mortis- Key / Cylinder / Keyed Alike	N/A	PC	


## Heavy Duty Accessories - Locks

	Part Number	Description	Color	Unit	Note
	9074-LOCK-14-ST	Mortise Cylinder 1E-74L/C	N/A	PC	
	9075-LOCK-14-ST	ABC Option 1CC7A2 Green Core	N/A	PC	
	9076-LOCK-14-ST	Construction Master Key Green Core	N/A	PC	
	9077-LOCK-14-ST	Construction Control Key Green Core			

## Bolt for Mini Base Slat with Thumb Screw

	Part Number	Description	Color	Unit	Note
	9019-LOCK-24-ST	Mini - Installed In Both Ends Of Base Slats (4 mm x 10 mm x 150 mm)	N/A	PR	
	9021-LOCK-14-ST	Maxi - Installed In Both Ends Of Base Slats (8 mm x 8 mm x 150 mm)	N/A	PR	

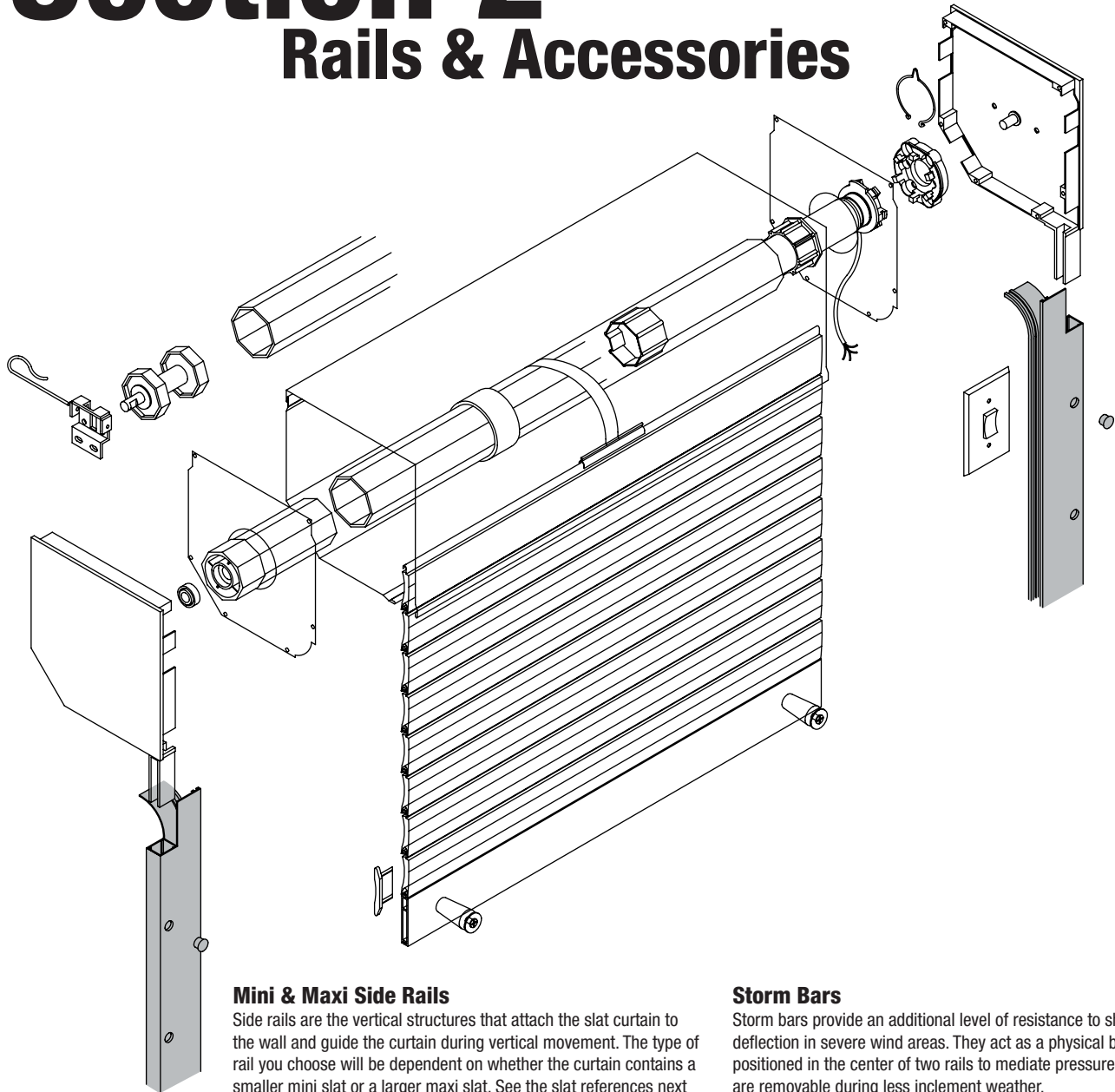
## Padeyes

	Part Number	Description	Color	Unit	Note
	9026-LOCK-XX-SS	Guide Rail SS Padeye	Mill Finish	PC	
	9027-LOCK-XX-SS	Bottom Slat SS Padeye	Mill Finish	PC	

\* - Typically ships within 3 days  
 N - New item  
 ! - Special order item

# Section 2

## Rails & Accessories



### Mini & Maxi Side Rails

Side rails are the vertical structures that attach the slat curtain to the wall and guide the curtain during vertical movement. The type of rail you choose will be dependent on whether the curtain contains a smaller mini slat or a larger maxi slat. See the slat references next to each part for more information on which rail is right for a given shutter.

### End Retention Side Rails

Choose end retention side rails when high security or severe weather protection is necessary. These rails have an additional extrusion that locks slats into the rail, preventing pull-out under high pressure. Note that a special end retention side lock and slat is required.

### Aluminum Angles

Angles provide a resting point for shutters when an opening lacks a sill or stopping point.

### Notice about Colors

If color is not available, it can be obtained through custom painting. Minimum paint charge of \$150 per color applies.

### Storm Bars

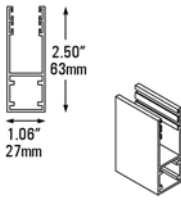
Storm bars provide an additional level of resistance to shutter deflection in severe wind areas. They act as a physical brace that is positioned in the center of two rails to mediate pressure. Storm bars are removable during less inclement weather.

### Build Out

Extra material used when a shutter must clear any obstruction such as a window frame. Select build out materials in conjunction with the size of rail used and the clearance away from the wall required.

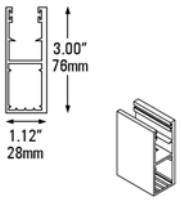
# MAXI SIDE RAILS

## Maxi Side Rails 63 mm x 27 mm (2.50" x 1.06") - Fits all Maxi Slats

	Part Number	Description	Color	Unit	Note
		2105-RAIL-02-AL	"A" Type	Anodized Silver	FT
	2110-RAIL-04-AL	"A" Type	Cream	FT	*
	2112-RAIL-06-AL	"A" Type	White	FT	*
	2115-RAIL-27-AL	"A" Type	Arcona Beige	FT	*
	2120-RAIL-07-AL	"A" Type	Grey	FT	*
	2122-RAIL-14-AL	"A" Type	Metallic	FT	*
	2125-RAIL-13-AL	"A" Type	Light Beige	FT	*
	2126-RAIL-19-AL	"A" Type	Bronze	FT	*
	2127-RAIL-22-AL	"A" Type	Dark Brown	FT	*

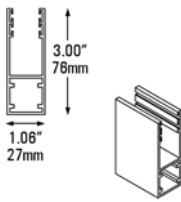
Sold in 20 FT Lengths

## Maxi High Security Side Rails 76 mm X 28 mm (3.00" X 1.12") - Fits all Maxi Slats and Large Leg End Cap

	Part Number	Description	Color	Unit	Note
		2193-RAIL-14-AL	"A" Type for MAXI side/end caps	Metallic	FT
	2194-RAIL-02-AL	"A" Type for MAXI side/end caps	Anodized Silver	FT	
	2196-RAIL-04-AL	"A" Type for MAXI side/end caps	Cream	FT	
	2198-RAIL-06-AL	"A" Type for MAXI side/end caps	White	FT	
	2199-RAIL-07-AL	"A" Type for MAXI side/end caps	Grey	FT	
	2200-RAIL-27-AL	"A" Type for MAXI side/end caps	Arcona Beige	FT	
	2201-RAIL-13-AL	"A" Type for MAXI side/end caps	Light Beige	FT	
	2202-RAIL-19-AL	"A" Type for MAXI side/end caps	Bronze	FT	
	2203-RAIL-22-AL	"A" Type for MAXI side/end caps	Dark Brown	FT	

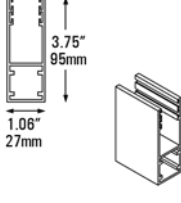
Sold in 20 FT Lengths

## Maxi Rails 76 mm X 23 mm (3.00" X 1.06") - Fits all Maxi Slats

	Part Number	Description	Color	Unit	Note
		2180-RAIL-02-AL	"A" Type	Anodized Silver	FT
	2182-RAIL-04-AL	"A" Type	Cream	FT	
	2184-RAIL-06-AL	"A" Type	White	FT	
	2186-RAIL-07-AL	"A" Type	Grey	FT	
	2187-RAIL-27-AL	"A" Type	Arcona Beige	FT	
	2188-RAIL-13-AL	"A" Type	Light Beige	FT	
	2189-RAIL-14-AL	"A" Type	Metallic	FT	N
	2190-RAIL-19-AL	"A" Type	Bronze	FT	
	2192-RAIL-22-AL	"A" Type	Dark Brown	FT	

Sold in 20 FT Lengths

## Maxi Side Rails 95 mm x 27 mm (3.75" x 1.06") - Fits all Maxi Slats

	Part Number	Description	Color	Unit	Note
		2141-RAIL-04-AL	"A" Type	Cream	FT
	2142-RAIL-06-AL	"A" Type	White	FT	
	2144-RAIL-07-AL	"A" Type	Grey	FT	
	2146-RAIL-13-AL	"A" Type	Light Beige	FT	
	2147-RAIL-19-AL	"A" Type	Bronze	FT	
	2148-RAIL-22-AL	"A" Type	Dark Brown	FT	

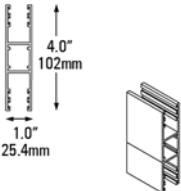
Sold in 20 FT Lengths

Available in Limited Quantities

\* - Typically ships within 3 days  
 N - New item  
 ! - Special order item

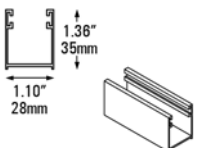
# MAXI SIDE RAILS

## Center Rails for Maxi Slats (Mullion) - Fits All Maxi Slats

	Part Number	Description	Color	Unit	Note
		2207-MULL-04-AL	Mullion	Cream	FT
	2210-MULL-06-AL	Mullion	White	FT	
	2213-MULL-13-AL	Mullion	Light Beige	FT	
	2220-MULL-22-AL	Mullion	Dark Brown	FT	

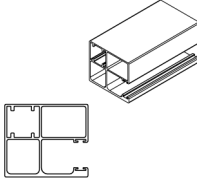
Sold in 20 FT Lengths

## Maxi Side Rails 35 mm x 28 mm(1.36" x 1.10") - Fits all Maxi Slats

	Part Number	Description	Color	Unit	Note
		2150-RAIL-06-AL	"U" Type	White	FT

Sold in 20 FT Lengths

## Rail Pack for Single Wall Slats

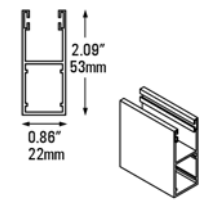
	Part Number	Description	Color	Unit	Note
		2221-RAIL-22-AL		Dk. Brown	FT
	2222-RAIL-14-AL		Metallic	FT	
	2224-RAIL-04-AL		Cream	FT	
	2225-RAIL-06-AL		White	FT	
	2226-RAIL-07-AL		Grey	FT	
	2227-RAIL-13-AL		Beige	FT	
	2228-RAIL-19-AL		Bronze	FT	
	2229-RAIL-27-AL		Arcona Beige	FT	

Sold in 20 FT Lengths

\* - Typically ships within 3 days  
 N - New item  
 ! - Special order item

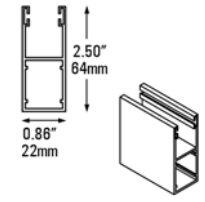
# MINI SIDE RAILS

## Mini Side Rails 53 mm X 22 mm (2.09" X 0.86") - Fits all Mini Slats

	Part Number	Description	Color	Unit	Note
		2005-RAIL-02-AL	"A" Type	Anodized Silver	FT
	2006-RAIL-23-AL	"A" Type	Mill Finish	FT	N
	2008-RAIL-04-AL	"A" Type	Cream	FT	*
	2010-RAIL-06-AL	"A" Type	White	FT	*
	2012-RAIL-07-AL	"A" Type	Grey	FT	*
	2015-RAIL-27-AL	"A" Type	Arcona Beige	FT	*
	2017-RAIL-13-AL	"A" Type	Light Beige	FT	*
	2018-RAIL-14-AL	"A" Type	Metallic	FT	*
	2020-RAIL-19-AL	"A" Type	Bronze	FT	*
	2030-RAIL-22-AL	"A" Type	Dark Brown	FT	*

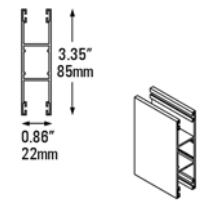
Sold in 20 FT Lengths

## Mini Side Rails 64 mm X 22 mm (2.50" X 0.86") - Fits all Mini Slats

	Part Number	Description	Color	Unit	Note
		2060-RAIL-02-AL	"A" Type	Anodized Silver	FT
	2062-RAIL-04-AL	"A" Type	Cream	FT	*
	2064-RAIL-06-AL	"A" Type	White	FT	*
	2065-RAIL-14-AL	"A" Type	Metallic	FT	*
	2066-RAIL-07-AL	"A" Type	Grey	FT	*
	2067-RAIL-27-AL	"A" Type	Arcona Beige	FT	*
	2068-RAIL-13-AL	"A" Type	Light Beige	FT	*
	2069-RAIL-19-AL	"A" Type	Bronze	FT	*
	2070-RAIL-22-AL	"A" Type	Dark Brown	FT	*

Sold in 20 FT Lengths

## Center Rails For Mini Slats (Mullion) - Fits all Mini Slats

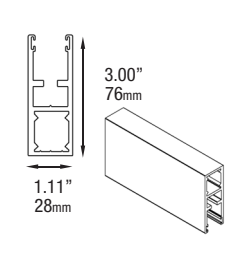
	Part Number	Description	Color	Unit	Note
		2080-MULL-04-AL	Mullion	Cream	FT
	2081-MULL-06-AL	Mullion	White	FT	
	2084-MULL-07-AL	Mullion	Grey	FT	
	2085-MULL-13-AL	Mullion	Light Beige	FT	
	2090-MULL-22-AL	Mullion	Dark Brown	FT	

Sold in 20 FT Lengths

\* - Typically ships within 3 days  
 N - New item  
 ! - Special order item

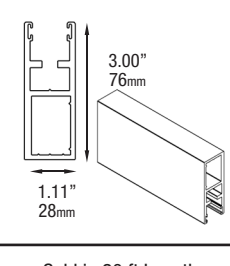
# END RETENTION RAILS

## Maxi End Retention Side Rails 76 mm X 28 mm (3.00" X 1.11") - Fits Apex A55, RLL55-X, & RLL-59

	Part Number	Description	Color	Unit	Note
		2296-RAIL-23-AL	End Retention f/ Small Leg	Mill Finish	FT
	2298-RAIL-14-AL	End Retention f/ Small Leg	Metallic	FT	
	2299-RAIL-02-AL	End Retention f/ Small Leg	Anodized Silver	FT	
	2300-RAIL-04-AL	End Retention f/ Small Leg	Cream	FT	
	2301-RAIL-06-AL	End Retention f/ Small Leg	White	FT	
	2302-RAIL-07-AL	End Retention f/ Small Leg	Grey	FT	
	2303-RAIL-13-AL	End Retention f/ Small Leg	Light Beige	FT	
	2304-RAIL-19-AL	End Retention f/ Small Leg	Bronze	FT	
	2305-RAIL-22-AL	End Retention f/ Small Leg	Dark Brown	FT	

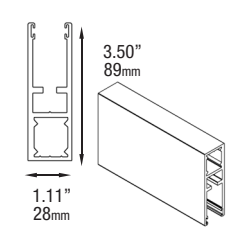
Sold in 20 ft Lengths

## Maxi End Retention Side Rails 76 mm X 28 mm (3.00" X 1.11") - Fits Apex A55, RLL55-X, & RLL59 / Maxi Leg End Cap

	Part Number	Description	Color	Unit	Note
		2297-RAIL-14-AL	End Retention f/ Large Leg	Metallic	FT
	2313-RAIL-27-AL	End Retention f/ Large Leg	Arcona Beige	FT	N
	2314-RAIL-02-AL	End Retention f/ Large Leg	Anodized Silver	FT	
	2315-RAIL-04-AL	End Retention f/ Large Leg	Cream	FT	
	2316-RAIL-06-AL	End Retention f/ Large Leg	White	FT	
	2317-RAIL-07-AL	End Retention f/ Large Leg	Grey	FT	
	2318-RAIL-13-AL	End Retention f/ Large Leg	Light Beige	FT	
	2319-RAIL-19-AL	End Retention f/ Large Leg	Bronze	FT	
	2320-RAIL-22-AL	End Retention f/ Large Leg	Dark Brown	FT	N
	2321-RAIL-23-AL	End Retention f/ Large Leg	Mill Finish	FT	N

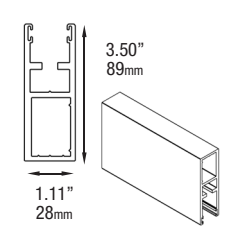
Sold in 20 ft Lengths

## Maxi End Retention Side Rails 89 mm X 28 mm (3.50" X 1.11") - Fits Apex A55, RLL55-X, & RLL59

	Part Number	Description	Color	Unit	Note
		2306-RAIL-04-AL	End Retention f/ Small Leg	Cream	FT
	2307-RAIL-06-AL	End Retention f/ Small Leg	White	FT	
	2308-RAIL-07-AL	End Retention f/ Small Leg	Grey	FT	
	2309-RAIL-13-AL	End Retention f/ Small Leg	Light Beige	FT	
	2310-RAIL-19-AL	End Retention f/ Small Leg	Bronze	FT	
	2312-RAIL-02-AL	End Retention f/ Small Leg	Anodized Silver	FT	
	2333-RAIL-14-AL	End Retention f/ Small Leg	Metallic	FT	N

Sold in 20 ft Lengths

## Maxi End Retention Side Rails 89 mm X 28 mm (3.50" X 1.11") - Fits Apex A55, RLL55-X, & RLL59 / Maxi Leg End Cap

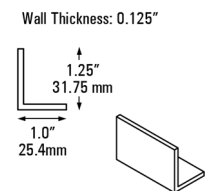
	Part Number	Description	Color	Unit	Note
		2324-RAIL-02-AL	End Retention f/ Large Leg	Anodized Silver	FT
	2325-RAIL-04-AL	End Retention f/ Large Leg	Cream	FT	
	2326-RAIL-06-AL	End Retention f/ Large Leg	White	FT	
	2327-RAIL-07-AL	End Retention f/ Large Leg	Grey	FT	
	2328-RAIL-13-AL	End Retention f/ Large Leg	Light Beige	FT	
	2329-RAIL-19-AL	End Retention f/ Large Leg	Bronze	FT	
	2332-RAIL-14-AL	End Retention f/ Large Leg	Metallic	FT	N
	2334-RAIL-23-AL	End Retention f/ Large Leg	Mill Finish	FT	N

Sold in 20 ft Lengths

\* - Typically ships within 3 days  
 N - New item  
 ! - Special order item

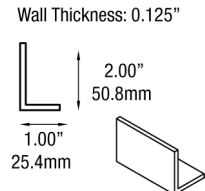
# ALUMINUM ANGLES

## Aluminum Angle: Length = 1.0", Height = 1.25" & Wall Thickness = 0.125"

 <p>Wall Thickness: 0.125"</p>	Part Number	Description	Color	Unit	Note
	2507-ANGL-14-AL	Bottom Sill	Metallic	FT	*
	2508-ANGL-04-AL	Bottom Sill	Cream	FT	*
	2510-ANGL-06-AL	Bottom Sill	White	FT	*
	2511-ANGL-07-AL	Bottom Sill	Grey	FT	*
	2514-ANGL-13-AL	Bottom Sill	Light Beige	FT	*
	2516-ANGL-19-AL	Bottom Sill	Bronze	FT	*
	2517-ANGL-27-AL	Bottom Sill	Arcona Beige	FT	*
	2518-ANGL-22-AL	Bottom Sill	Dark Brown	FT	*

Sold in 20 ft Lengths

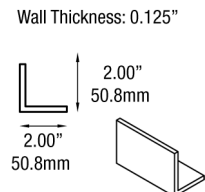
## Aluminum Angle: Length = 1.0", Height = 2.0" & Wall Thickness = 0.125"

 <p>Wall Thickness: 0.125"</p>	Part Number	Description	Color	Unit	Note
	2534-ANGL-07-AL	Bottom Sill	Grey	FT	
	2535-ANGL-06-AL	Bottom Sill	White	FT	
	2536-ANGL-13-AL	Bottom Sill	Light Beige	FT	
	2537-ANGL-04-AL	Bottom Sill	Cream	FT	
	2538-ANGL-27-AL	Bottom Sill	Arcona Beige	FT	

Sold in 20 ft Lengths

All other Rollac standard colors are available upon request.

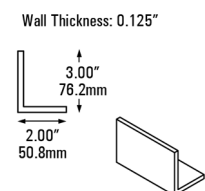
## Aluminum Angle: Length = 2.00", Height = 2.00" Wall Thickness = 0.125"

 <p>Wall Thickness: 0.125"</p>	Part Number	Description	Color	Unit	Note
	2541-ANGL-14-AL	Bottom Sill	Metallic	FT	N
	2542-ANGL-04-AL	Bottom Sill	Cream	FT	
	2543-ANGL-06-AL	Bottom Sill	White	FT	
	2544-ANGL-07-AL	Bottom Sill	Grey	FT	
	2545-ANGL-13-AL	Bottom Sill	Light Beige	FT	
	2546-ANGL-19-AL	Bottom Sill	Bronze	FT	
	2547-ANGL-22-AL	Bottom Sill	Dark Brown	FT	

Sold in 20 ft Lengths

All other Rollac standard colors are available upon request.

## Aluminum Angle: Length = 2.00", Height = 3.00" Wall Thickness = 0.125"

 <p>Wall Thickness: 0.125"</p>	Part Number	Description	Color	Unit	Note
	2539-ANGL-13-AL	Bottom Sill	Light Beige	FT	
	2540-ANGL-06-AL	Bottom Sill	White	FT	
	2549-ANGL-19-AL	Bottom Sill	Bronze	FT	
	2551-ANGL-04-AL	Bottom Sill	Cream	FT	

Sold in 20 ft Lengths

All other Rollac standard colors are available upon request.

\* - Typically ships within 3 days  
 N - New item  
 ! - Special order item



# ALUMINUM ANGLES

## Support Bar: "T" Shape 2" X 2" With Wall Thickness = 0.125"

	Part Number	Description	Color	Unit	Note
	2550-SILL-06-AL	For Use With Mullions	White	FT	

Sold in 20 ft Lengths

## Aluminum U-Channel 1.03" X 0.75"

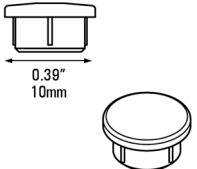
	Part Number	Description	Color	Unit	Note
	2600-SILL-04-AL	Bottom Sill	Cream	FT	
	2601-SILL-27-AL	Bottom Sill	Arcona Beige	FT	
	2602-SILL-06-AL	Bottom Sill	White	FT	
	2603-SILL-14-AL	Bottom Sill	Metallic	FT	
	2604-SILL-07-AL	Bottom Sill	Grey	FT	
	2605-SILL-13-AL	Bottom Sill	Light Beige	FT	
	2607-SILL-19-AL	Bottom Sill	Bronze	FT	
	2610-SILL-22-AL	Bottom Sill	Dark Brown	FT	

Sold in 20 ft Lengths

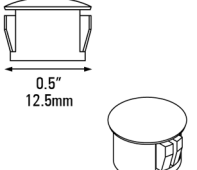
\* - Typically ships within 3 days  
 N - New item  
 ! - Special order item

# PLUG BUTTONS

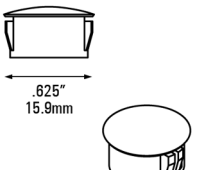
## Plug Buttons - 0.390"

	Part Number	Description	Color	Unit	Note
	2815-PLUG-06-PL	10.0 mm / 0.390"	White	PC	
	2818-PLUG-13-PL	10.0 mm / 0.390"	Light Beige	PC	

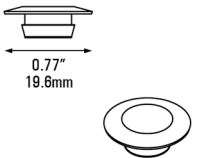
## Plug Buttons - 0.50"

	Part Number	Description	Color	Unit	Note
	2840-PLUG-14-PL	12.5 mm / 0.500"	Metallic	PC	!
	2841-PLUG-04-PL	12.5 mm / 0.500"	Cream	PC	
	2842-PLUG-06-PL	12.5 mm / 0.500"	White	PC	
	2843-PLUG-07-PL	12.5 mm / 0.500"	Grey	PC	
	2844-PLUG-13-PL	12.5 mm / 0.500"	Light Beige	PC	
	2845-PLUG-19-PL	12.5 mm / 0.500"	Bronze	PC	
	2846-PLUG-22-PL	12.5 mm / 0.500"	Dark Brown	PC	
	2847-PLUG-27-PL	12.5 mm / 0.500"	Arcona Beige	PC	

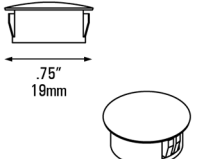
## Plug Buttons - 0.625"

	Part Number	Description	Color	Unit	Note
	2849-PLUG-04-PL	15.9 mm / 0.625"	Cream	PC	
	2850-PLUG-06-PL	15.9 mm / 0.625"	White	PC	
	2851-PLUG-07-PL	15.9 mm / 0.625"	Grey	PC	
	2852-PLUG-13-PL	15.9 mm / 0.625"	Light Beige	PC	
	2853-PLUG-19-PL	15.9 mm / 0.625"	Bronze	PC	
	2854-PLUG-22-PL	15.9 mm / 0.625"	Dark Brown	PC	
	2856-PLUG-27-PL	15.9 mm / 0.625"	Arcona Beige	PC	
	2857-PLUG-14-PL	15.9 mm / 0.625"	Metallic	PC	!

## Flat Buttons

	Part Number	Description	Color	Unit	Note
	2830-PLUG-06-PL	10.0 mm 19.5mm (0.39"x0.77")	White	PC	
	2832-PLUG-19-PL	10.0 mm 19.5mm (0.39"x0.77")	Bronze	PC	


## Plug Button - 0.750"

	Part Number	Description	Color	Unit	Note
	2848-PLUG-06-PL	19.0 mm / 0.750"	White	PC	


\* - Typically ships within 3 days  
 N - New item  
 ! - Special order item

# ACCESSORIES


## Spray Paint

	Part Number	Description	Color	Unit	Note
	9280-ACCE-PAINT	Spray Acrylic Enamel (12 OZ. Can)	Cream (04)	PC	
	9281-ACCE-PAINT	Spray Acrylic Enamel (12 OZ. Can)	White (06)	PC	
	9282-ACCE-PAINT	Spray Acrylic Enamel (12 OZ. Can)	Lt. Grey (07)	PC	
	9283-ACCE-PAINT	Spray Acrylic Enamel (12 OZ. Can)	Lt. Beige (13)	PC	
	9284-ACCE-PAINT	Spray Acrylic Enamel (12 OZ. Can)	Dark Brown (22)	PC	
	9285-ACCE-PAINT	Spray Acrylic Enamel (12 OZ. Can)	Arcona Beige (27)	PC	
	9312-ACCE-PAINT	Spray Acrylic Enamel (12 OZ. Can)	Med. Bronze (19)	PC	

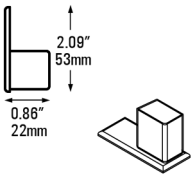
## Touch Up Paint

	Part Number	Description	Color	Unit	Note
	9313-ACCE-PAINT	Touch-up Acrylic Enamel (0.6 FL OZ)	Cream (04)	PC	
	9314-ACCE-PAINT	Touch-up Acrylic Enamel (0.6 FL OZ)	White (06)	PC	
	9315-ACCE-PAINT	Touch-up Acrylic Enamel (0.6 FL OZ)	Lt. Grey (07)	PC	
	9316-ACCE-PAINT	Touch-up Acrylic Enamel (0.6 FL OZ)	Lt. Beige (13)	PC	
	9317-ACCE-PAINT	Touch-up Acrylic Enamel (0.6 FL OZ)	Bronze (19)	PC	
	9318-ACCE-PAINT	Touch-up Acrylic Enamel (0.6 FL OZ)	Brown (22)	PC	
	9319-ACCE-PAINT	Touch-up Acrylic Enamel (0.6 FL OZ)	Arcona Beige (27)	PC	

## Cleaning Spray For Aluminum ( Alumaslick )

	Part Number	Description	Color	Unit	Note
	9320-ACCE-CLEAN	Lubes, Cleans, Protects Aluminum			PC

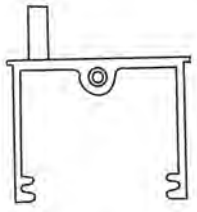
## Cap For 2 1/8" Mini Side Rails (Part numbers #2005 - #2030) Bottom Seal

	Part Number	Description	Color	Unit	Note
	2034-RAIL-06-PL	Guide Channel End Cap For A3 (PVC)	White	PR	
	2035-RAIL-19-PL	Guide Channel End Cap For A3 (PVC)	Bronze	PR	

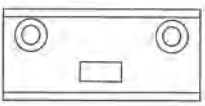
\* - Typically ships within 3 days  
 N - New item  
 ! - Special order item

# STORM BARS


## Storm Bar System Bottom Tongue

	Part Number	Description	Color	Unit	Note
	STORMB-2.5-CENT	Center, For 2.5" Storm Bar	Millfinish	PC	

## Floor Plate - Floor Clips

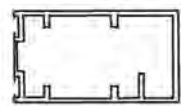
	Part Number	Description	Color	Unit	Note
	STORMB-FLOOR-CL	Floor Plate	Millfinish	PC	

## Storm Bar Splitrac 2" Hollow Core

	Part Number	Description	Color	Unit	Note
	STORMB-RLL13-04	2.0" Hollow Core	Cream	FT	
	STORMB-RLL13-06	2.0" Hollow Core	White	FT	
	STORMB-RLL13-07	2.0" Hollow Core	Grey	FT	
	STORMB-RLL13-13	2.0" Hollow Core	Light Beige	FT	
	STORMB-RLL13-19	2.0" Hollow Core	Bronze	FT	
	STORMB-RLL13-22	2.0" Hollow Core	Dark Brown	FT	


Sold in 20 ft Lengths

## Storm Bar Splitrac 2.5" Hollow Core

	Part Number	Description	Color	Unit	Note
	STORMB-RLL15-04	2.5" Hollow Core	Cream	FT	
	STORMB-RLL15-06	2.5" Hollow Core	White	FT	
	STORMB-RLL15-07	2.5" Hollow Core	Grey	FT	
	STORMB-RLL15-13	2.5" Hollow Core	Light Beige	FT	
	STORMB-RLL15-19	2.5" Hollow Core	Bronze	FT	
	STORMB-RLL15-22	2.5" Hollow Core	Dark Brown	FT	

Sold in 20 ft Lengths

## Bottom Hood Extrusion


	Part Number	Description	Color	Unit	Note
	STORMB-RLL14-04	Bottom Hood Extrusion	Cream	FT	
	STORMB-RLL14-06	Bottom Hood Extrusion	White	FT	
	STORMB-RLL14-07	Bottom Hood Extrusion	Grey	FT	
	STORMB-RLL14-13	Bottom Hood Extrusion	Light Beige	FT	
	STORMB-RLL14-19	Bottom Hood Extrusion	Bronze	FT	
	STORMB-RLL14-22	Bottom Hood Extrusion	Dark Brown	FT	

Sold in 20 ft Lengths

\* - Typically ships within 3 days  
 N - New item  
 ! - Special order item

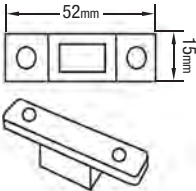
# STORM BARS

## I-Beam For Storm Bar

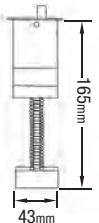
	Part Number	Description	Color	Unit	Note
	STORMB-RLL16-01	I-Beam For 2.5" Hollow Core	Millfinish	FT	
	STORMB-RLL17-01	I-Beam For 2" Hollow Core	Millfinish	FT	

Sold in 20 ft Lengths

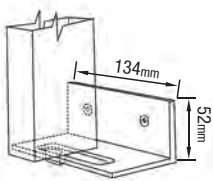
## Top Receptor

	Part Number	Description	Color	Unit	Note
	STORMB-TOP-REC	Top Receptor	Plastic	PC	

## Spring Assembly Top Connecting Mechanism

	Part Number	Description	Color	Unit	Note
	STORMB-SPR-CENT	(Center Tongue)		PC	

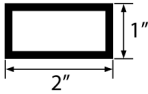
## Storage Clips

	Part Number	Description	Color	Unit	Note
	STORMB-CLP-06-S	Single 67 mm x 26 mm	White	PC	
	STORMB-CLP-06-D	Double 134 mm x 52 mm	White	PC	

\* - Typically ships within 3 days  
 N - New item  
 ! - Special order item

# BUILD OUT

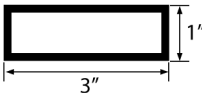
## Rectangular Tubes - 1.0" x 2.0" x 0.125"

	Part Number	Description	Color	Unit	Note
	9647-TUBE-19-AL	1.0" x 2.0" x 0.125"	Bronze	FT	
	9649-TUBE-04-AL	1.0" x 2.0" x 0.125"	Cream	FT	
	9653-TUBE-06-AL	1.0" x 2.0" x 0.125"	White	FT	
	9654-TUBE-13-AL	1.0" x 2.0" x 0.125"	Light Beige	FT	
	9656-TUBE-23-AL	1.0" x 2.0" x 0.125"	Millfinish	FT	

Sold in 20 ft Lengths

All other Rollac standard colors are available upon request.

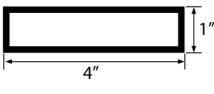
## Rectangular Tubes - 1.0" x 3.0" x 0.125"

	Part Number	Description	Color	Unit	Note
	9657-TUBE-04-AL	1.0" x 3.0" x 0.125"	Cream	FT	
	9658-TUBE-06-AL	1.0" x 3.0" x 0.125"	White	FT	
	9659-TUBE-07-AL	1.0" x 3.0" x 0.125"	Grey	FT	
	9660-TUBE-13-AL	1.0" x 3.0" x 0.125"	Light Beige	FT	
	9661-TUBE-19-AL	1.0" x 3.0" x 0.125"	Bronze	FT	
	9662-TUBE-22-AL	1.0" x 3.0" x 0.125"	Dark Brown	FT	

Sold in 20 ft Lengths

All other Rollac standard colors are available upon request.

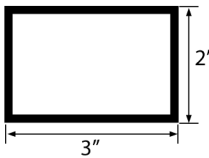
## Rectangular Tubes - 1.0" x 4.0" x 0.125"

	Part Number	Description	Color	Unit	Note
	9663-TUBE-04-AL	1.0" x 4.0" x 0.125"	Cream	FT	
	9664-TUBE-06-AL	1.0" x 4.0" x 0.125"	White	FT	
	9665-TUBE-07-AL	1.0" x 4.0" x 0.125"	Grey	FT	
	9666-TUBE-13-AL	1.0" x 4.0" x 0.125"	Light Beige	FT	
	9667-TUBE-19-AL	1.0" x 4.0" x 0.125"	Bronze	FT	
	9668-TUBE-22-AL	1.0" x 4.0" x 0.125"	Dark Brown	FT	

Sold in 20 ft Lengths

All other Rollac standard colors are available upon request.

## Rectangular Tubes - 2.0" x 3.0" x 0.125"

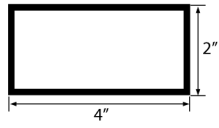
	Part Number	Description	Color	Unit	Note
	9675-TUBE-04-AL	2.0" x 3.0" x 0.125"	Cream	FT	
	9676-TUBE-06-AL	2.0" x 3.0" x 0.125"	White	FT	
	9677-TUBE-07-AL	2.0" x 3.0" x 0.125"	Grey	FT	
	9678-TUBE-13-AL	2.0" x 3.0" x 0.125"	Light Beige	FT	
	9679-TUBE-19-AL	2.0" x 3.0" x 0.125"	Bronze	FT	
	9680-TUBE-22-AL	2.0" x 3.0" x 0.125"	Dark Brown	FT	

Sold in 20 ft Lengths

All other Rollac standard colors are available upon request.

\* - Typically ships within 3 days  
 N - New item  
 ! - Special order item

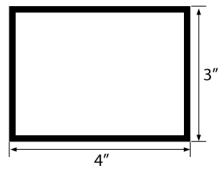
## Rectangular Tubes - 2.0" x 4.0" x 0.125"

	Part Number	Description	Color	Unit	Note
	9681-TUBE-04-AL	2.0" x 4.0" x 0.125"	Cream	FT	
	9682-TUBE-06-AL	2.0" x 4.0" x 0.125"	White	FT	
	9683-TUBE-07-AL	2.0" x 4.0" x 0.125"	Grey	FT	
	9684-TUBE-13-AL	2.0" x 4.0" x 0.125"	Light Beige	FT	
	9685-TUBE-19-AL	2.0" x 4.0" x 0.125"	Bronze	FT	
	9686-TUBE-22-AL	2.0" x 4.0" x 0.125"	Dark Brown	FT	

Sold in 20 ft Lengths

All other Rollac standard colors are available upon request.

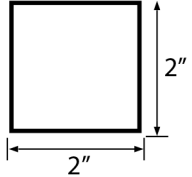
## Rectangular Tubes - 3.0" x 4.0" x 0.125"

	Part Number	Description	Color	Unit	Note
	9687-TUBE-06-AL	3.0" x 4.0" x 0.125"	White	FT	
	9688-TUBE-19-AL	3.0" x 4.0" x 0.125"	Bronze	FT	
	9689-TUBE-23-AL	3.0" x 4.0" x 0.125"	Millfinish	FT	
	9791-TUBE-02-AL	3.0" x 4.0" x 0.125"	Anodized Silver	FT	
	9697-TUBE-04-AL	3.0" x 4.0" x 0.125"	Cream	FT	

Sold in 20 ft Lengths

All other Rollac standard colors are available upon request.

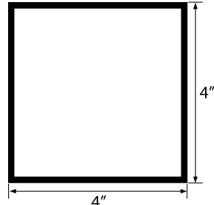
## Square Tubes - 2.0" x 2.0" x 0.125"

	Part Number	Description	Color	Unit	Note
	9669-TUBE-04-AL	2.0" x 2.0" x 0.125"	Cream	FT	
	9670-TUBE-06-AL	2.0" x 2.0" x 0.125"	White	FT	
	9672-TUBE-13-AL	2.0" x 2.0" x 0.125"	Light Beige	FT	
	9673-TUBE-19-AL	2.0" x 2.0" x 0.125"	Bronze	FT	
	9674-TUBE-23-AL	2.0" x 2.0" x 0.125"	Millfinish	FT	

Sold in 20 ft Lengths

All other Rollac standard colors are available upon request.

## Square Tubes - 4.0" x 4.0" x 0.125"

	Part Number	Description	Color	Unit	Note
	9690-TUBE-19-AL	4.0" x 4.0" x 0.125"	Bronze	FT	!
	9700-TUBE-06-AL	4.0" x 4.0" x 0.125"	White	FT	!

Sold in 20 ft Lengths

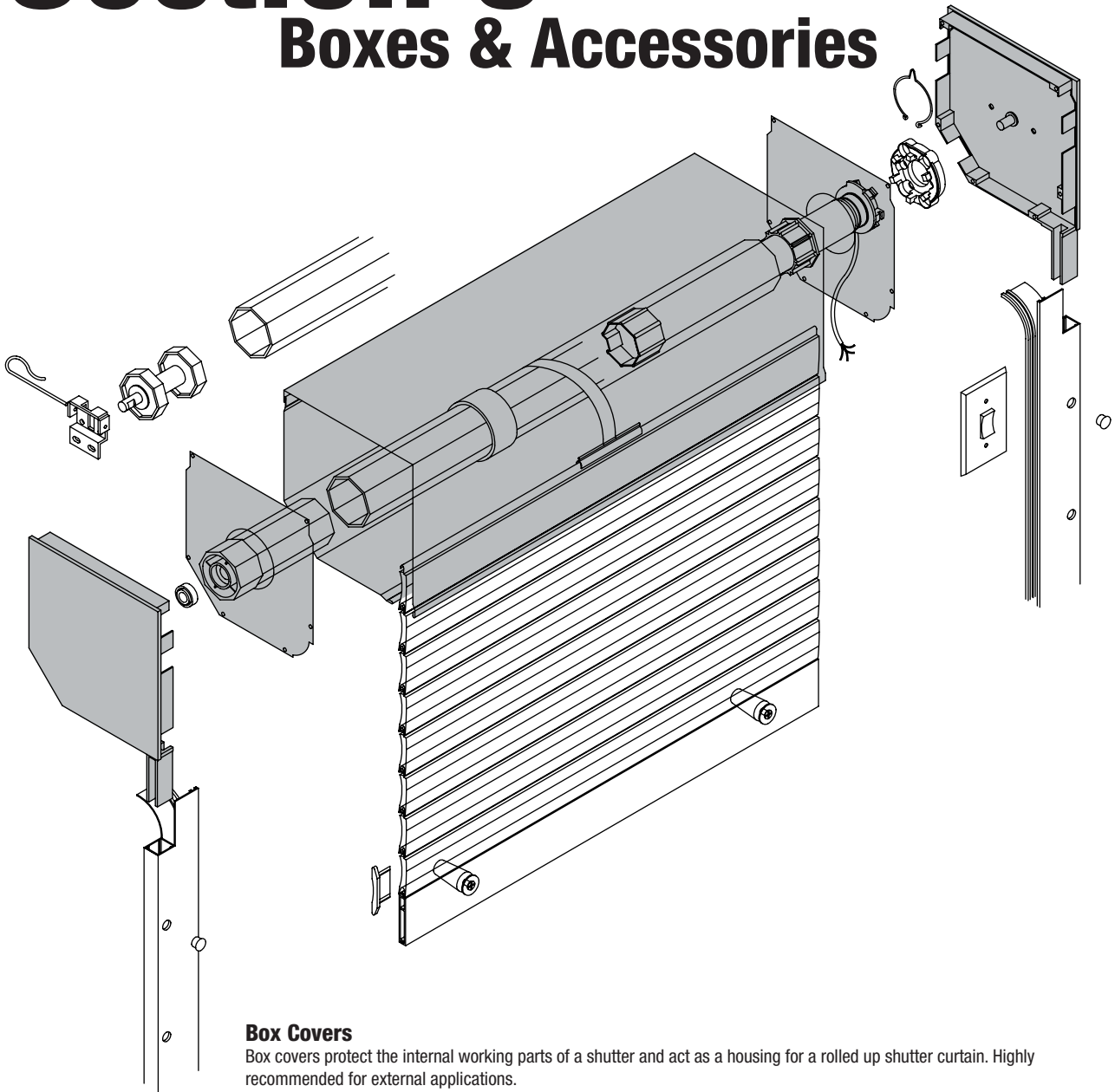
\* - Typically ships within 3 days  
 N - New item  
 ! - Special order item





# Section 3

## Boxes & Accessories



### **Box Covers**

Box covers protect the internal working parts of a shutter and act as a housing for a rolled up shutter curtain. Highly recommended for external applications.

### **Side Caps**

Side caps connect the rails to the axle of the shutter. Choose side caps that are appropriate for the curtain rail and box cover (45 or 90 degrees).

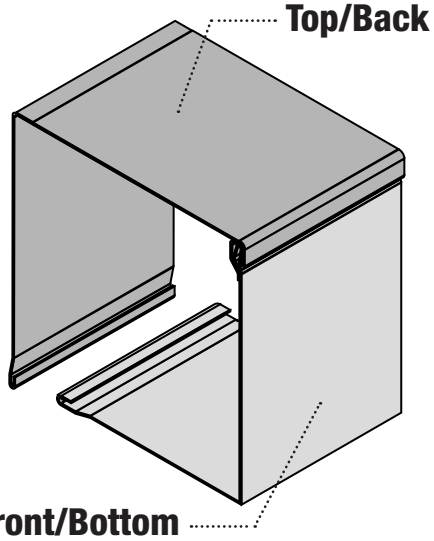
### **Safety Plates**

Safety Plates create a barrier between the shutter curtain and the side cap. These plates prevent the curtain from sliding off the center of the track which would cause damage to slats.

### **Split Units**

Split unit shutters are multiple shutters that run on one operator which can lower production costs of a project.

# BOX COVERS 90°



**Please add the color # in place of '##'.**

- |                  |                   |
|------------------|-------------------|
| 04 - Cream       | 14 - Metallic     |
| 06 - White       | 19 - Bronze       |
| 07 - Grey        | 22 - Dark Brown   |
| 13 - Light Beige | 27 - Arcona Beige |

**Front/Bottom**

Box covers are sold in 20 ft lengths.  
Custom lengths available upon request.

All Top-Backs can be used with 90° or  
45° Front Bottoms.

### Roll Formed Aluminum Box Covers 4" Top-Back (100 mm / 1 mm)

Part Number	Description	Colors Available	Unit	Note
BC-90-100-TB-##	Top-Back (Full)	Cream, White, Grey, Light Beige, Bronze, Dark Brown, Metallic, Arcona Beige	FT	

### Roll Formed Aluminum Box Covers 4" Front-Bottom (100 mm / 1 mm) 90°

Part Number	Description	Colors Available	Unit	Note
BC-90-100-FB-##	Front-Bottom	Cream, White, Grey, Light Beige, Bronze, Dark Brown, Metallic, Arcona Beige	FT	

### Roll Formed Aluminum Box Covers Top-Back 5.0" (125 mm / 1 mm)

Part Number	Description	Colors Available	Unit	Note
BC-90-125-TB-##	Top-Back (Full)	Cream, White, Grey, Light Beige, Bronze, Dark Brown, Metallic, Arcona Beige	FT	

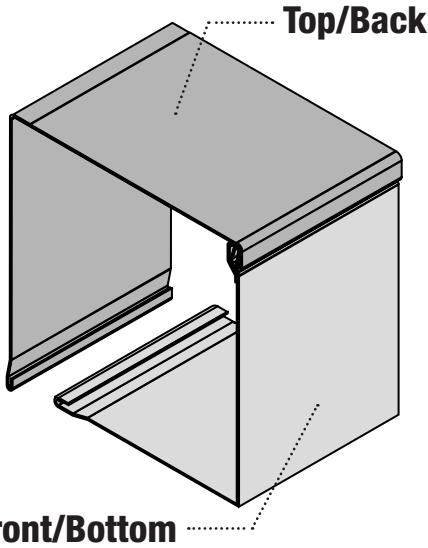
### Roll Formed Aluminum Box Covers 5.0" Front - Bottom (125 mm / 1 mm) 90°

Part Number	Description	Colors Available	Unit	Note
BC-90-125-FB-##	Front-Bottom	Cream, White, Grey, Light Beige, Bronze, Dark Brown, Metallic, Arcona Beige	FT	

\* - Typically ships within 3 days  
N - New item  
! - Special order item

**Custom sizing available on large quantities (50 sets or more).**

# BOX COVERS 90°



**Please add the color # in place of '##'.**

- |                  |                   |
|------------------|-------------------|
| 04 - Cream       | 14 - Metallic     |
| 06 - White       | 19 - Bronze       |
| 07 - Grey        | 22 - Dark Brown   |
| 13 - Light Beige | 27 - Arcona Beige |

Box covers are sold in 20 ft lengths

### Roll Formed Aluminum Box Covers Top-Back 5.5" (137 mm / 1 mm)

Part Number	Description	Colors Available	Unit	Note
BC-90-137-TB-##	Top-Back (Full)	Cream, White, Grey, Light Beige, Bronze, Dark Brown, Metallic, Arcona Beige	FT	

### Roll Formed Aluminum Box Covers Front-Bottom 5.5" (137 mm / 1 mm) 90°

Part Number	Description	Colors Available	Unit	Note
BC-90-137-FB-##	Front-Bottom	Cream, White, Grey, Light Beige, Bronze, Dark Brown, Metallic, Arcona Beige	FT	

### Roll Formed Aluminum Box Covers Top-Back 6.0" (150 mm / 1 mm)

Part Number	Description	Colors Available	Unit	Note
BC-90-150-TB-##	Top-Back (Full)	Cream, White, Grey, Light Beige, Bronze, Dark Brown, Metallic, Arcona Beige	FT	

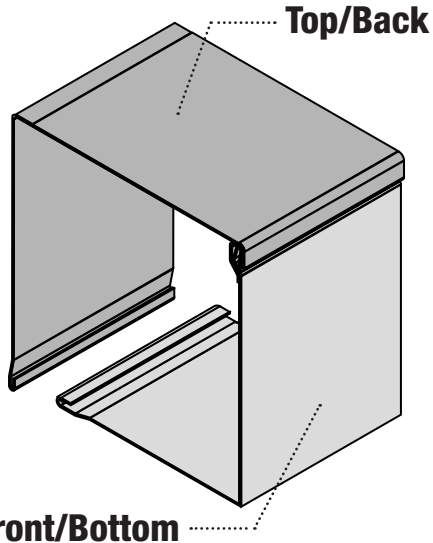
### Roll Formed Aluminum Box Covers 6.0" (150 mm / 1 mm) 90°

Part Number	Description	Colors Available	Unit	Note
BC-90-150-FB-##	Front-Bottom	Cream, White, Grey, Light Beige, Bronze, Dark Brown, Metallic, Arcona Beige	FT	

- \* - Typically ships within 3 days
- N - New item
- ! - Special order item

**Custom sizing available on large quantities (50 sets or more).**

# BOX COVERS 90°



**Front/Bottom**

Box covers are sold in 20 ft lengths

Please add the color # in place of '##'.

- |                  |                   |
|------------------|-------------------|
| 04 - Cream       | 14 - Metallic     |
| 06 - White       | 19 - Bronze       |
| 07 - Grey        | 22 - Dark Brown   |
| 13 - Light Beige | 27 - Arcona Beige |

### Roll Formed Aluminum Box Covers 6.5" Top-Back (165 mm / 1 mm)

Part Number	Description	Colors Available	Unit	Note
BC-90-165-TB-##	Front-Bottom	Cream, White, Grey, Light Beige, Bronze, Dark Brown, Metallic, Arcona Beige	FT	

### Roll Formed Aluminum Box Covers 6.5" Front-Bottom (165 mm / 1 mm) 90°

Part Number	Description	Colors Available	Unit	Note
BC-90-165-FB-##	Front-Bottom	Cream, White, Grey, Light Beige, Bronze, Dark Brown, Metallic, Arcona Beige	FT	

### Roll Formed Aluminum Box Covers Top-Back 7.0" (180 mm / 1 mm)

Part Number	Description	Colors Available	Unit	Note
BC-90-180-TB-##	Front-Bottom	Cream, White, Grey, Light Beige, Bronze, Dark Brown, Metallic, Arcona Beige	FT	*

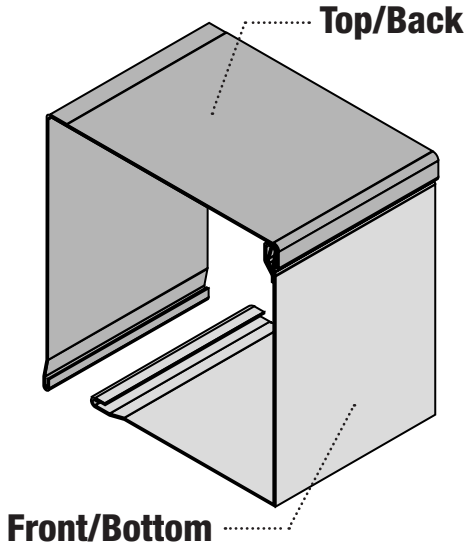
### Roll Formed Aluminum Box Covers 7.0" Front - Bottom (180 mm / 1 mm) 90°

Part Number	Description	Colors Available	Unit	Note
BC-90-180-FB-04	Front-Bottom	Cream, White, Grey, Light Beige, Bronze, Dark Brown, Metallic, Arcona Beige	FT	

\* - Typically ships within 3 days  
 N - New item  
 ! - Special order item

**Custom sizing available on large quantities (50 sets or more).**

# BOX COVERS 90°



Please add the color # in place of '##'.

- |                  |                   |
|------------------|-------------------|
| 04 - Cream       | 14 - Metallic     |
| 06 - White       | 19 - Bronze       |
| 07 - Grey        | 22 - Dark Brown   |
| 13 - Light Beige | 27 - Arcona Beige |

### Roll Formed Aluminum Box Covers Top-Back 8.0" (205 mm / 1 mm)

Part Number	Description	Colors Available	Unit	Note
BC-90-205-TB-##	Top-Back (Full)	Cream, White, Grey, Light Beige, Bronze, Dark Brown, Metallic, Arcona Beige	FT	*

### Roll Formed Aluminum Box Covers Front-Bottom 8.0" (205 mm / 1 mm) 90°

Part Number	Description	Colors Available	Unit	Note
BC-90-205-FB-##	Front-Bottom	Cream, White, Grey, Light Beige, Bronze, Dark Brown, Metallic, Arcona Beige	FT	

### Roll Formed Aluminum Box Covers Top-Back 9.0" (230 mm / 1 mm) 90°

Part Number	Description	Colors Available	Unit	Note
BC-90-230-TB-##	Top-Back (Full)	Cream, White, Grey, Light Beige, Bronze, Dark Brown, Metallic, Arcona Beige	FT	

### Roll Formed Aluminum Box Covers Front-Bottom 9.0" (230 mm / 1 mm) 90°

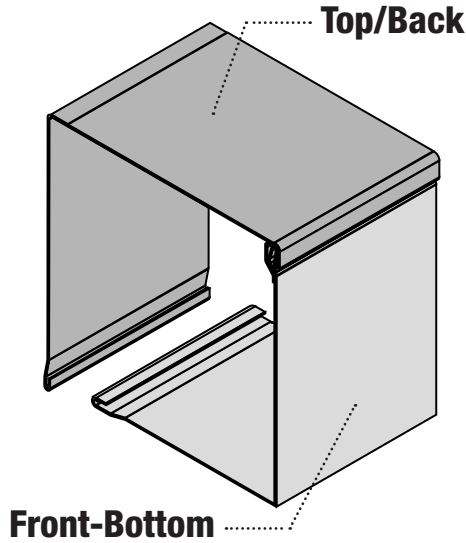
Part Number	Description	Colors Available	Unit	Note
BC-90-230-FB-##	Front-Bottom	Cream, White, Grey, Light Beige, Bronze, Dark Brown, Metallic, Arcona Beige	FT	

Box covers are sold in 20 ft lengths

\* - Typically ships within 3 days  
 N - New item  
 ! - Special order item

Custom sizing available on large quantities (50 sets or more).

# BOX COVERS 90°



**Please add the color # in place of '##'.**

- |                  |                   |
|------------------|-------------------|
| 04 - Cream       | 14 - Metallic     |
| 06 - White       | 19 - Bronze       |
| 07 - Grey        | 22 - Dark Brown   |
| 13 - Light Beige | 27 - Arcona Beige |

**Roll Formed Aluminum Box Covers Top-Back 10.0" (250 mm / 1 mm)**

Part Number	Description	Colors Available	Unit	Note
BC-90-250-TB-##	Top-Back (Full)	Cream, White, Grey, Light Beige, Bronze, Dark Brown, Metallic, Arcona Beige	FT	*

**Roll Formed Aluminum Box Covers Front-Bottom 10.0" (250 mm / 1 mm) 90°**

Part Number	Description	Colors Available	Unit	Note
BC-90-250-FB-##	Front-Bottom	Cream, White, Grey, Light Beige, Bronze, Dark Brown, Metallic, Arcona Beige	FT	

Box covers are sold in 20 ft lengths

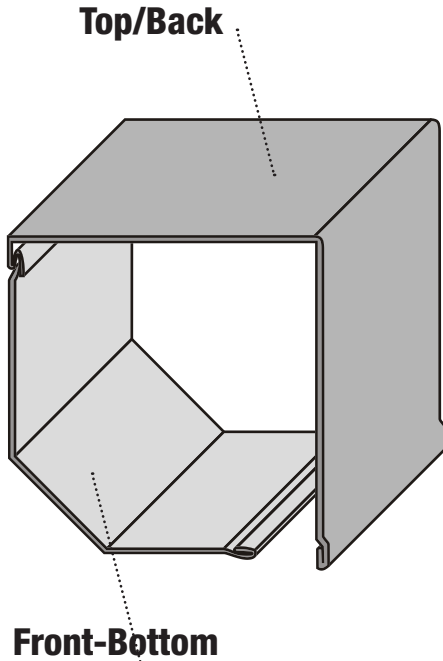
**Roll Formed Aluminum Box Covers Top-Back 12.0" (300 mm / 1 mm)**

Part Number	Description	Colors Available	Unit	Note
BC-90-300-TB-##	Top-Back	Cream, White, Grey, Light Beige, Bronze, Dark Brown, Metallic, Arcona Beige	FT	

\* - Typically ships within 3 days  
 N - New item  
 ! - Special order item

**Custom sizing available on large quantities (50 sets or more).**

# BOX COVERS 45°



**Please add the color # in place of '##'.**

- |                  |                   |
|------------------|-------------------|
| 04 - Cream       | 14 - Metallic     |
| 06 - White       | 19 - Bronze       |
| 07 - Grey        | 22 - Dark Brown   |
| 13 - Light Beige | 27 - Arcona Beige |

### Roll Formed Aluminum Box Covers 5.0" Front-Bottom (125 mm / 1 mm)

Part Number	Description	Colors Available	Unit	Note
BC-45-125-FB-##	Front-Bottom	Cream, White, Grey, Light Beige, Bronze, Dark Brown, Metallic	FT	

### Roll Formed Aluminum Box Covers 5.5" Front-Bottom (137 mm / 1 mm)

Part Number	Description	Colors Available	Unit	Note
BC-45-137-FB-##	Front-Bottom	Cream, White, Grey, Light Beige, Bronze, Dark Brown, Metallic, Arcona Beige	FT	

### Roll Formed Aluminum Box Covers 6.0" Front-Bottom (150 mm / 1 mm)

Part Number	Description	Colors Available	Unit	Note
BC-45-150-FB-##	Front-Bottom	Cream, White, Grey, Light Beige, Bronze, Dark Brown, Metallic, Arcona Beige	FT	

### Roll Formed Aluminum Box Covers 6.5" Front-Bottom (165 mm / 1 mm)

Part Number	Description	Colors Available	Unit	Note
BC-45-165-FB-##	Front-Bottom	Cream, White, Grey, Light Beige, Bronze, Dark Brown, Metallic, Arcona Beige	FT	

### Roll Formed Aluminum Box Covers 7.0" Front-Bottom (180 mm / 1 mm)

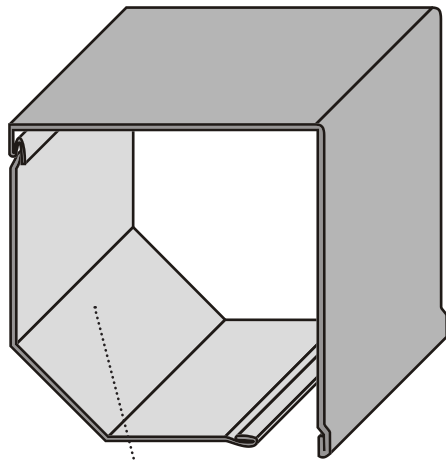
Part Number	Description	Colors Available	Unit	Note
BC-45-180-FB-##	Front-Bottom	Cream, White, Grey, Light Beige, Bronze, Dark Brown, Metallic, Arcona Beige	FT	*

- Box covers are sold in 20 ft lengths.
- Custom lengths available upon request.
- All 45° front bottoms require a 90° top back, see pages 3.2-3.6 for top backs.

\* - Typically ships within 3 days  
 N - New item  
 ! - Special order item

**Custom sizing available on large quantities (50 sets or more).**

# BOX COVERS 45°



Front/Bottom

**45° Front / Bottom covers are sold with the 90° Top/Backs.**

Box covers are sold in 20 ft lengths

**Please add the color # in place of '##'.**

- |                  |                   |
|------------------|-------------------|
| 04 - Cream       | 14 - Metallic     |
| 06 - White       | 19 - Bronze       |
| 07 - Grey        | 22 - Dark Brown   |
| 13 - Light Beige | 27 - Arcona Beige |

**Roll Formed Aluminum Box Covers 8.0" Front-Bottom (205 mm / 1 mm)**

Part Number	Description	Colors Available	Unit	Note
BC-45-205-FB-##	Front-Bottom	Cream, White, Grey, Light Beige, Bronze, Dark Brown, Metallic	FT	*

**Roll Formed Aluminum Box Covers 9.0" Front-Bottom (230 mm / 1 mm)**

Part Number	Description	Colors Available	Unit	Note
BC-45-230-FB-##	Front-Bottom	Cream, White, Grey, Light Beige, Bronze, Dark Brown, Metallic, Arcona Beige	FT	

**Roll Formed Aluminum Box Covers 10.0" Front-Bottom (250 mm / 1 mm)**

Part Number	Description	Colors Available	Unit	Note
BC-45-250-FB-##	Front-Bottom	Cream, White, Grey, Light Beige, Bronze, Dark Brown, Metallic, Arcona Beige	FT	*

**Roll Formed Aluminum Box Covers 12.0" (300 mm / 1 mm)**

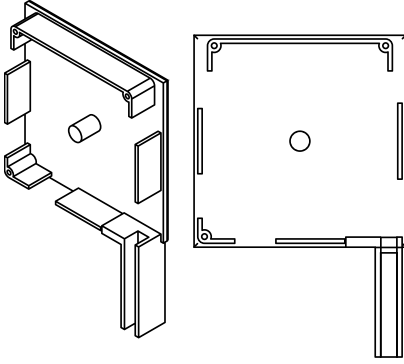
Part Number	Description	Colors Available	Unit	Note
BC-45-300-FB-##	Front-Bottom	Cream, White, Grey, Light Beige, Bronze, Dark Brown, Arcona Beige	FT	

\* - Typically ships within 3 days  
 N - New item  
 ! - Special order item

**Custom sizing available on large quantities (50 sets or more).**



# SIDE CAPS 90° - SHORT LEG



Sold as 25 pairs per box.

## Side Caps 4.0"/100 mm BK 90-100 ( 90° )

Part Number	Color	Unit	Note
3270-SCAP-14-AL	Metallic	PR	N
3295-SCAP-27-AL	Arcona Beige	PR	
3296-SCAP-04-AL	Cream	PR	
3297-SCAP-06-AL	White	PR	
3298-SCAP-07-AL	Grey	PR	
3299-SCAP-13-AL	Light Beige	PR	
3300-SCAP-19-AL	Bronze	PR	
3301-SCAP-22-AL	Dark Brown	PR	
3302-SCAP-23-AL	Mill Finish	PR	

## Side Caps 5.0"/125 mm BK 90-125 ( 90° )

Part Number	Color	Unit	Note
3269-SCAP-14-AL	Metallic	PR	N
3303-SCAP-04-AL	Cream	PR	
3304-SCAP-07-AL	Grey	PR	
3305-SCAP-13-AL	Light Beige	PR	
3306-SCAP-06-AL	White	PR	
3307-SCAP-19-AL	Bronze	PR	
3308-SCAP-22-AL	Dark Brown	PR	
3309-SCAP-23-AL	Mill Finish	PR	

## Side Caps 5.5"/137 mm BK 90-137 ( 90° )

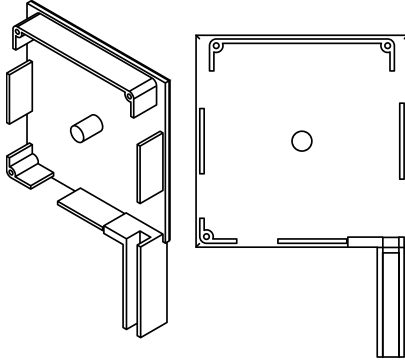
Part Number	Color	Unit	Note
3268-SCAP-14-AL	Metallic	PR	N
3288-SCAP-27-AL	Arcona Beige	PR	
3310-SCAP-07-AL	Grey	PR	
3311-SCAP-04-AL	Cream	PR	
3312-SCAP-06-AL	White	PR	
3313-SCAP-23-AL	Mill Finish	PR	
3314-SCAP-13-AL	Light Beige	PR	
3315-SCAP-19-AL	Bronze	PR	
3316-SCAP-22-AL	Dark Brown	PR	

## Side Caps 6.0"/150 mm BK 90-150 ( 90° )

Part Number	Color	Unit	Note
3317-SCAP-04-AL	Cream	PR	
3318-SCAP-06-AL	White	PR	
3319-SCAP-07-AL	Grey	PR	
3320-SCAP-19-AL	Bronze	PR	
3321-SCAP-13-AL	Light Beige	PR	
3322-SCAP-22-AL	Dark Brown	PR	
3323-SCAP-23-AL	Mill Finish	PR	
3409-SCAP-27-AL	Arcona Beige	PR	
3419-SCAP-14-AL	Metallic	PR	N

\* - Typically ships within 3 days  
 N - New item  
 ! - Special order item

# SIDE CAPS 90° - SHORT LEG



Short leg side caps

## Side Caps 6.5"/165 mm BK 90-165 ( 90° )

Part Number	Color	Unit	Note
3267-SCAP-14-AL	Metallic	PR	N
3324-SCAP-04-AL	Cream	PR	
3325-SCAP-06-AL	White	PR	
3326-SCAP-07-AL	Grey	PR	
3327-SCAP-13-AL	Light Beige	PR	
3328-SCAP-22-AL	Dark Brown	PR	
3354-SCAP-27-AL	Arcona Beige	PR	
3407-SCAP-19-AL	Bronze	PR	
3408-SCAP-23-AL	Mill Finish	PR	

Sold as 25 pairs per box.

## Side Caps 7.0"/180 mm BK 90-180 ( 90° )

Part Number	Color	Unit	Note
3329-SCAP-04-AL	Cream	PR	
3330-SCAP-06-AL	White	PR	
3331-SCAP-07-AL	Grey	PR	
3332-SCAP-13-AL	Light Beige	PR	
3333-SCAP-19-AL	Bronze	PR	
3334-SCAP-22-AL	Dark Brown	PR	
3335-SCAP-23-AL	Mill Finish	PR	
3355-SCAP-27-AL	Arcona Beige	PR	
3362-SCAP-14-AL	Metallic	PR	

Sold as 25 pairs per box.

## SIDE CAPS 8.0"/205 mm BK 90-205 ( 90° )

Part Number	Color	Unit	Note
3336-SCAP-04-AL	Cream	PR	
3337-SCAP-06-AL	White	PR	
3340-SCAP-07-AL	Grey	PR	
3341-SCAP-19-AL	Bronze	PR	
3342-SCAP-13-AL	Light Beige	PR	
3343-SCAP-22-AL	Dark Brown	PR	
3344-SCAP-23-AL	Mill Finish	PR	
3356-SCAP-27-AL	Arcona Beige	PR	
3360-SCAP-14-AL	Metallic	PR	

Sold as 15 pairs per box.

## Side Caps 9.0"/230 mm BK 90-230 ( 90° )

Part Number	Color	Unit	Note
3432-SCAP-04-AL	Cream	PR	
3433-SCAP-07-AL	Grey	PR	
3434-SCAP-13-AL	Light Beige	PR	
3435-SCAP-23-AL	Mill Finish	PR	
3436-SCAP-06-AL	White	PR	
3437-SCAP-19-AL	Bronze	PR	
3438-SCAP-22-AL	Dark Brown	PR	
3439-SCAP-14-AL	Metallic	PR	N
3462-SCAP-27-AL	Arcona Beige	PR	

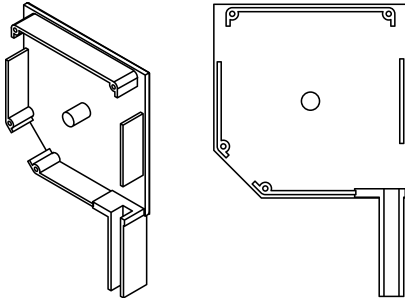
Sold as 8 pairs per box.

## Side Caps 10.0"/250 mm BK 90-250 ( 90° )

Part Number	Color	Unit	Note
3346-SCAP-04-AL	Cream	PR	
3347-SCAP-27-AL	Arcona Beige	PR	
3348-SCAP-06-AL	White	PR	
3349-SCAP-07-AL	Grey	PR	
3350-SCAP-19-AL	Bronze	PR	
3351-SCAP-13-AL	Light Beige	PR	
3352-SCAP-22-AL	Dark Brown	PR	
3353-SCAP-23-AL	Mill Finish	PR	
3364-SCAP-14-AL	Metallic	PR	

Sold as 8 pairs per box.

# SIDE CAPS 45° - SHORT LEG



Sold as 25 pairs per box.

## Side Caps 5.0"/125 mm BK 45-125 ( 45° )

Part Number	Color	Unit	Note
3234-SCAP-04-AL	Cream	PR	
3236-SCAP-06-AL	White	PR	
3238-SCAP-07-AL	Grey	PR	
3239-SCAP-13-AL	Light Beige	PR	
3240-SCAP-19-AL	Bronze	PR	
3241-SCAP-22-AL	Dark Brown	PR	
3242-SCAP-23-AL	Mill Finish	PR	
3260-SCAP-27-AL	Arcona Beige	PR	
3261-SCAP-14-AL	Metallic	PR	

## Side Caps 5.5"/137 mm BK 45-137 ( 45° )

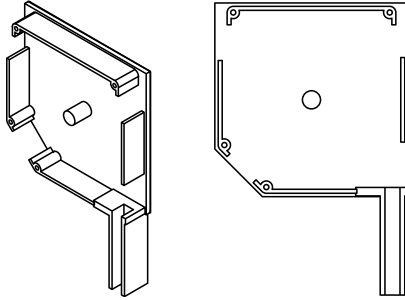
Part Number	Color	Unit	Note
3243-SCAP-07-AL	Grey	PR	
3244-SCAP-23-AL	Mill Finish	PR	
3245-SCAP-19-AL	Bronze	PR	
3246-SCAP-04-AL	Cream	PR	
3247-SCAP-13-AL	Light Beige	PR	
3248-SCAP-06-AL	White	PR	
3249-SCAP-22-AL	Dark Brown	PR	
3255-SCAP-27-AL	Arcona Beige	PR	
3262-SCAP-14-AL	Metallic	PR	

## Side Caps 6.0"/150 mm BK 45-150 ( 45° )

Part Number	Color	Unit	Note
3250-SCAP-04-AL	Cream	PR	
3251-SCAP-27-AL	Arcona Beige	PR	
3252-SCAP-06-AL	White	PR	
3254-SCAP-07-AL	Grey	PR	
3256-SCAP-13-AL	Light Beige	PR	
3257-SCAP-19-AL	Bronze	PR	
3258-SCAP-22-AL	Dark Brown	PR	
3259-SCAP-23-AL	Mill Finish	PR	
3263-SCAP-14-AL	Metallic	PR	

\* - Typically ships within 3 days  
 N - New item  
 ! - Special order item

# SIDE CAPS 45° - SHORT LEG



**Note:**  
Standard 10" and 12" side caps are slightly different and therefore on the following page.

## Side Caps 6.5"/165 mm BK 45-165 ( 45° )

Part Number	Color	Unit	Note
3264-SCAP-14-AL	Metallic	PR	*
3357-SCAP-27-AL	Arcona Beige	PR	*
3397-SCAP-04-AL	Cream	PR	*
3398-SCAP-06-AL	White	PR	*
3399-SCAP-07-AL	Grey	PR	*
3400-SCAP-13-AL	Light Beige	PR	*
3401-SCAP-22-AL	Dark Brown	PR	*
3402-SCAP-19-AL	Bronze	PR	*
3403-SCAP-23-AL	Mill Finish	PR	*

Sold as 25 pairs per box.

## Side Caps 7.0"/180 mm BK 45-180 ( 45° )

Part Number	Color	Unit	Note
3358-SCAP-27-AL	Arcona Beige	PR	*
3391-SCAP-19-AL	Bronze	PR	*
3392-SCAP-04-AL	Cream	PR	*
3393-SCAP-06-AL	White	PR	*
3394-SCAP-07-AL	Grey	PR	*
3395-SCAP-13-AL	Lt. Beige	PR	*
3396-SCAP-22-AL	Dark Brown	PR	*
3404-SCAP-23-AL	Mill Finish	PR	*
3449-SCAP-14-AL	Metallic	PR	*

Sold as 25 pairs per box.

## Side Caps 8.0"/205 mm BK 45-205 ( 45° )

Part Number	Color	Unit	Note
3359-SCAP-27-AL	Arcona Beige	PR	*
3360-SCAP-14-AL	Metallic	PR	*
3384-SCAP-23-AL	Mill Finish	PR	*
3385-SCAP-04-AL	Cream	PR	*
3386-SCAP-06-AL	White	PR	*
3387-SCAP-07-AL	Grey	PR	*
3388-SCAP-13-AL	Lt. Beige	PR	*
3389-SCAP-22-AL	Dark Brown	PR	*
3390-SCAP-19-AL	Bronze	PR	*

Sold as 15 pairs per box.

## Side Caps 9.0"/230 mm BK 45-230 ( 45° )

Part Number	Color	Unit	Note
3265-SCAP-14-AL	Metallic	PR	
3279-SCAP-04-AL	Cream	PR	
3280-SCAP-19-AL	Bronze	PR	
3281-SCAP-06-AL	White	PR	
3282-SCAP-07-AL	Grey	PR	
3283-SCAP-13-AL	Light Beige	PR	
3285-SCAP-22-AL	Dark Brown	PR	
3286-SCAP-23-AL	Mill Finish	PR	
3463-SCAP-27-AL	Arcona Beige	PR	

Sold as 8 pairs per box.

## Side Caps 10"/250 mm RV 45 With Short Leg ( 45° )

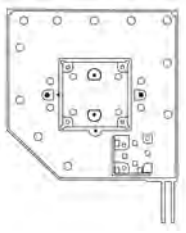
Part Number	Color	Unit	Note
3424-SCAP-04-AL	Cream	PR	*
3425-SCAP-06-AL	White	PR	*
3426-SCAP-07-AL	Grey	PR	*
3427-SCAP-13-AL	Lt. Beige	PR	*
3428-SCAP-19-AL	Bronze	PR	*
3429-SCAP-22-AL	Dark Brown	PR	*
3430-SCAP-23-AL	Mill Finish	PR	*
3441-SCAP-27-AL	Arcona Beige	PR	*
3465-SCAP-14-AL	Metallic	PR	*

Sold as 8 pairs per box.

\* - Typically ships within 3 days  
N - New item  
! - Special order item

# SIDE CAPS 45° - LARGE LEG

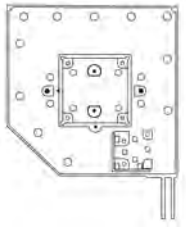
## Side Caps 8"/205 GKSE 45° with Large Leg

	Part Number	Description	Color	Unit	Note
	3450-SCAP-04-AL			Cream	PR
3451-SCAP-06-AL			White	PR	
3452-SCAP-13-AL			Lt. Beige	PR	
3453-SCAP-22-AL			Dark Brown	PR	
3454-SCAP-23-AL			Mill Finish	PR	N
3495-SCAP-14-AL			Metallic	PR	N
3496-SCAP-19-AL			Bronze	PR	
3499-SCAP-27-AL			Arcona Beige	PR	N

Sold as 12 Pairs per Box

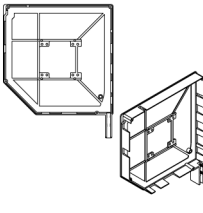
All other Rollac standard colors are available upon request.

## Side Caps 9"/230 GKSE 45° with Large Leg

	Part Number	Description	Color	Unit	Note
	3455-SCAP-04-AL			Cream	PR
3456-SCAP-06-AL			White	PR	
3457-SCAP-13-AL			Lt. Beige	PR	
3458-SCAP-22-AL			Dark Brown	PR	
3466-SCAP-23-AL			Mill Finish	PR	N
3497-SCAP-14-AL			Metallic	PR	N
3498-SCAP-19-AL			Bronze	PR	
3500-SCAP-27-AL			Arcona Beige	PR	N

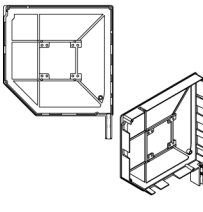
Sold as 12 Pairs per Box

## Side Caps 10.0"/250 mm BK 45-250S ( 45° ) / Large Leg

	Part Number	Description	Color	Unit	Note
	3361-SCAP-14-AL			Metallic	PR
3376-SCAP-27-AL			Arcona Beige	PR	
3377-SCAP-04-AL			Cream	PR	
3378-SCAP-19-AL			Bronze	PR	
3379-SCAP-06-AL			White	PR	
3380-SCAP-07-AL			Grey	PR	
3381-SCAP-13-AL			Light Beige	PR	
3382-SCAP-22-AL			Dark Brown	PR	
3383-SCAP-23-AL			Mill Finish	PR	

Sold as 6 Pairs per Box

## Side Caps 12.0"/300 mm BK 45-300S ( 45° )

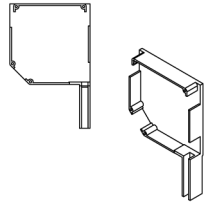
	Part Number	Description	Color	Unit	Note
	3266-SCAP-14-AL			Metallic	PR
3369-SCAP-04-AL			Cream	PR	
3370-SCAP-06-AL			White	PR	
3371-SCAP-19-AL			Bronze	PR	
3372-SCAP-07-AL			Grey	PR	
3373-SCAP-13-AL			Light Beige	PR	
3374-SCAP-23-AL			Mill Finish	PR	
3375-SCAP-22-AL			Dark Brown	PR	
3461-SCAP-27-AL			Arcona Beige	PR	

Sold as 6 Pairs per Box

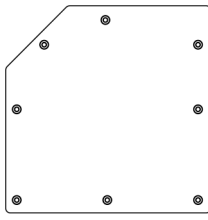
\* - Typically ships within 3 days  
 N - New item  
 ! - Special order item

# GALVANIZED STEEL SIDE CAPS

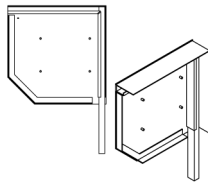
## Galvanized Steel Side Caps With Entry Guides And Cover Plates

	Part Number	Description	Color	Unit	Note
	3459-SCAP-23-ST	Sidecap RV45 (Millfinish) 10"/250mm	Blk Galv Finish	PR	
	3460-SCAP-23-ST	Sidecap RV45 (Millfinish) 12"/300mm	Blk Galv Finish	PR	

## For 10" & 12" Steel Sidecap and Cover Plates

	Part Number	Description	Color	Unit	Note
	3725-SFPL-00-ST	Cover plate f/S-Cap RV45-10"/250 mm	Mill Finish	PC	
	3726-SFPL-00-ST	Cover plate f/S-Cap RV45-12"/300 mm	Mill Finish	PC	
		** Use with Above Steel Side Caps**			

## Side Caps 14.0"/360 mm BK 45-360 ( 45° )

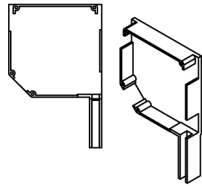
	Part Number	Description	Color	Unit	Note
	3411-SCAP-06-AL	Galvanized Steel	White	PR	
	3412-SCAP-07-AL	Galvanized Steel	Grey	PR	

Sold as 2 Pairs per Box

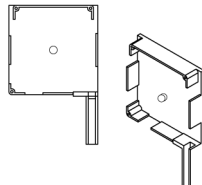
\* - Typically ships within 3 days  
 N - New item  
 ! - Special order item

# SPLIT UNIT SIDE CAPS

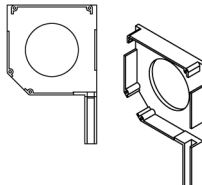
## Side Caps Without Ledge - BK SIDE CAPS (45°)

	Part Number	Description	Color	Unit	Note
		3511-SCAP-23-AL	5.0"/ 125 mm with short leg	Mill Finish	PR
	3512-SCAP-23-AL	5.5"/ 137 mm with short leg	Mill Finish	PR	
	3513-SCAP-23-AL	6.0"/ 150 mm with short leg	Mill Finish	PR	
	3514-SCAP-23-AL	6.5"/ 165 mm with short leg	Mill Finish	PR	
	3515-SCAP-23-AL	7.0"/ 180 mm with short leg	Mill Finish	PR	
	3516-SCAP-23-AL	8.0"/ 205 mm with short leg	Mill Finish	PR	
	3517-SCAP-23-AL	9.0"/ 230 mm with short leg	Mill Finish	PR	
	3518-SCAP-23-AL	10.0"/ 250 mm with short leg	Mill Finish	PR	
	3529-SCAP-23-AL	10.0"/ 250 mm with large leg	Mill Finish	PR	
	3519-SCAP-23-AL	12.0"/ 300 mm with large leg	Mill Finish	PR	

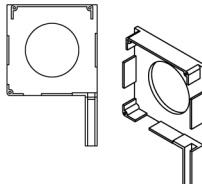
## Side Caps Without Ledge - BK Side Caps (90°)

	Part Number	Description	Color	Unit	Note
		3520-SCAP-23-AL	4.0"/ 100 mm with short leg	Mill Finish	PR
	3521-SCAP-23-AL	5.0"/ 125 mm with short leg	Mill Finish	PR	
	3522-SCAP-23-AL	5.5"/ 137 mm with short leg	Mill Finish	PR	
	3523-SCAP-23-AL	6.0"/ 150 mm with short leg	Mill Finish	PR	
	3524-SCAP-23-AL	6.5"/ 165 mm with short leg	Mill Finish	PR	
	3525-SCAP-23-AL	7.0"/ 180 mm with short leg	Mill Finish	PR	
	3526-SCAP-23-AL	8.0"/205mm with short leg	Mill Finish	PR	
	3527-SCAP-23-AL	9.0"/ 230 mm with short leg	Mill Finish	PR	
	3528-SCAP-23-AL	10.0"/ 250 mm with short leg	Mill Finish	PR	

## Side Caps 45° With 72 mm or 92 mm Hole Through Center Without Ledge - Specify 72mm or 92mm

	Part Number	Description	Color	Unit	Note
		3531-SCAP-23-AL	5"/125 mm with short leg	Mill Finish	PR
	3532-SCAP-23-AL	5.5"/137 mm with short leg	Mill Finish	PR	
	3533-SCAP-23-AL	6"/150 mm with short leg	Mill Finish	PR	
	3534-SCAP-23-AL	6.5"/165 mm with short leg	Mill Finish	PR	
	3535-SCAP-23-AL	7"/180 mm with short leg	Mill Finish	PR	
	3536-SCAP-23-AL	8"/205 mm with short leg	Mill Finish	PR	
	3537-SCAP-23-AL	9"/230 mm with short leg	Mill Finish	PR	
	3538-SCAP-23-AL	10"/250 mm with short leg	Mill Finish	PR	
	3549-SCAP-23-AL	10.0"/ 250 mm with large leg	Mill Finish	PR	
	3539-SCAP-23-AL	12"/300 mm with large leg	Mill Finish	PR	


## Side Caps 90° With 72 mm or 92 mm Hole Through Center Without Ledge - Specify 72mm or 92mm

	Part Number	Description	Color	Unit	Note
		3540-SCAP-23-AL	4"/100 mm with short leg	Mill Finish	PR
	3541-SCAP-23-AL	5"/125 mm with short leg	Mill Finish	PR	
	3542-SCAP-23-AL	5.5"/137 mm with short leg	Mill Finish	PR	
	3543-SCAP-23-AL	6"/150 mm with short leg	Mill Finish	PR	
	3544-SCAP-23-AL	6.5"/165 mm with short leg	Mill Finish	PR	
	3545-SCAP-23-AL	7"/180 mm with short leg	Mill Finish	PR	
	3546-SCAP-23-AL	8"/205 mm with short leg	Mill Finish	PR	
	3547-SCAP-23-AL	9"/230 mm with short leg	Mill Finish	PR	
	3548-SCAP-23-AL	10"/250 mm with short leg	Mill Finish	PR	

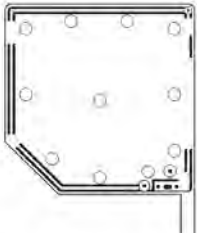
\* - Typically ships within 3 days  
 N - New item  
 ! - Special order item

# SCREWLESS SYSTEM

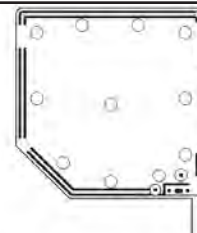
## Screwless System Accessories

	Part Number	Description	Color	Unit	Note
	1577-STOP-13-AL	Attaching Slat Click-Stop	Beige	FT	
	6983-BOLT-00-ST	Click-Stop Needles - 12.0		EA	

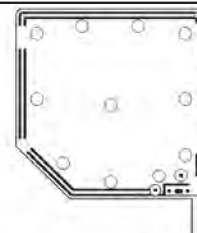
## Side Caps 45° 165mm / 6.5"

	Part Number	Description	Color	Unit	Note
	3490-SCAP-06-AL-H	Special Heroal SCAP Blk 45° 165mm / 6.5"	White	PR	N
	3491-SCAP-13-AL-H	Special Heroal SCAP Blk 45° 165mm / 6.5"	Beige	PR	N
	3492-SCAP-04-AL-H	Special Heroal SCAP Blk 45° 165mm / 6.5"	Cream	PR	N
	3493-SCAP-23-AL-H	Special Heroal SCAP Blk 45° 165mm / 6.5"	Mill Finish	PR	N
	3494-SCAP-27-AL-H	Special Heroal SCAP Blk 45° 165mm / 6.5"	Arcona Beige	PR	N

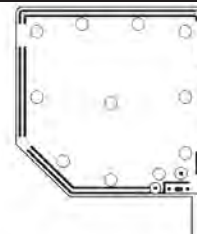
## Side Caps 45° 180mm / 7"

	Part Number	Description	Color	Unit	Note
	3480-SCAP-06-AL-H	Special Heroal SCAP Blk 45° 180mm / 7"	White	PR	N
	3481-SCAP-13-AL-H	Special Heroal SCAP Blk 45° 180mm / 7"	Beige	PR	N
	3482-SCAP-04-AL-H	Special Heroal SCAP Blk 45° 180mm / 7"	Cream	PR	N
	3483-SCAP-23-AL-H	Special Heroal SCAP Blk 45° 180mm / 7"	Mill Finish	PR	N
	3484-SCAP-27-AL-H	Special Heroal SCAP Blk 45° 180mm / 7"	Arcona Beige	PR	N

## Side Caps 45° 205mm / 8"

	Part Number	Description	Color	Unit	Note
	3472-SCAP-06-AL-H	Special Heroal SCAP Blk 45° 205mm / 8"	White	PR	N
	3473-SCAP-13-AL-H	Special Heroal SCAP Blk 45° 205mm / 8"	Beige	PR	N
	3474-SCAP-04-AL-H	Special Heroal SCAP Blk 45° 205mm / 8"	Cream	PR	N
	3475-SCAP-23-AL-H	Special Heroal SCAP Blk 45° 205mm / 8"	Mill Finish	PR	N
	3476-SCAP-27-AL-H	Special Heroal SCAP Blk 45° 205mm / 8"	Arcona Beige	PR	N

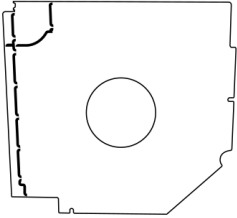
## Side Caps 45° 230mm / 9"

	Part Number	Description	Color	Unit	Note
	3467-SCAP-13-AL-H	Special Heroal SCAP Blk 45° 230mm / 9"	Beige	PR	N
	3468-SCAP-04-AL-H	Special Heroal SCAP Blk 45° 230mm / 9"	Cream	PR	N
	3469-SCAP-23-AL-H	Special Heroal SCAP Blk 45° 230mm / 9"	Mill Finish	PR	N
	3470-SCAP-06-AL-H	Special Heroal SCAP Blk 45° 230mm / 9"	White	PR	N
	3471-SCAP-27-AL-H	Special Heroal SCAP Blk 45° 230mm / 9"	Arcona Beige	PR	N

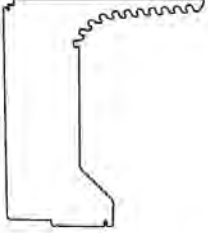


# SCREWLESS SYSTEM


## Safety Plate

	Part Number	Description	Color	Unit	Note
	3728-SFPL-00-ST-H	Heroal Safetyplate f/7" / 180mm / 62 RV 45°	Mill Finish	PC	
	3729-SFPL-00-ST-H	Heroal Safetyplate f/9" / 230mm / 72 RV 45°	Mill Finish	PC	
	3730-SFPL-00-ST-H	Heroal Safetyplate f/8" / 205mm / 62 RV 45°	Mill Finish	PC	
	3731-SFPL-00-ST-H	Heroal Safetyplate f/6.5" / 165mm / 65 RV 45°	Mill Finish	PC	


## Click Stops

	Part Number	Description	Color	Unit	Note
	3740-SFPL-00-ST-HCS	Heroal Click Stop Plate 6.5" / 165mm	Mill Finish	PC	
	3741-SFPL-00-ST-HCS	Heroal Click Stop Plate 7" / 180mm	Mill Finish	PC	
	3742-SFPL-00-ST-HCS	Heroal Click Stop Plate 8" / 205mm	Mill Finish	PC	
	3743-SFPL-00-ST-HCS	Heroal Click Stop Plate 9" / 230mm	Mill Finish	PC	

## Entry Guides

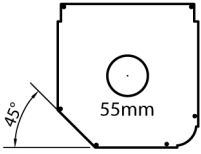
	Part Number	Description	Color	Unit	Note
	3825-SCAP-00-PL-H	Heroal Entry Guide PVC Mini HTF / LHTF	White	PR	
	3826-SCAP-06-PL-H	Heroal Entry Guide PVC Mini 22mm w/ rollers	White	PR	
	3827-SCAP-06-PL-H	Heroal Entry Guide PVC Mini 34mm w/ rollers	White	PR	

## Brackets

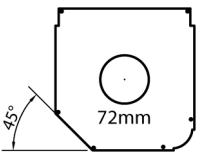
	Part Number	Description	Color	Unit	Note
	8301-BRCK-XX-ST	Heroal Universal Motor Bracket - Right	Mill Finish	PC	
	8302-BRCK-XX-ST	Heroal Universal Motor Bracket - Left	Mill Finish	PC	
	8304-BRCK-00-ST-H	Heroal Spring Washer Clamp Bearing	Mill Finish	PC	
	8305-BRCK-00-ST-H	Heroal Univ. Motor Bearing Seat - Right	Mill Finish	PC	
	8306-BRCK-00-ST-H	Heroal Univ. Motor Bearing Seat - Left	Mill Finish	PC	

# SAFETY PLATES 45°

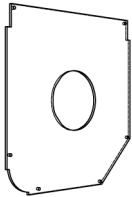
## Safety Plates With 55 mm Hole for BK 45° Side Caps

	Part Number	Description	Unit	Note
	3676-SFPL-00-ST	RV45-5.0"/125mm	PC	
	3677-SFPL-00-ST	RV 45-5.5"/137mm	PC	
	3678-SFPL-00-ST	RV 45-6.0"/ 150mm	PC	
	3679-SFPL-00-ST	RV 45-6.5"/ 165mm	PC	
	3680-SFPL-00-ST	RV 45-7.0"/ 180mm	PC	
	3681-SFPL-00-ST	RV 45-8.0"/ 205mm	PC	
	3682-SFPL-00-ST	RV 45-9.0"/ 230mm	PC	

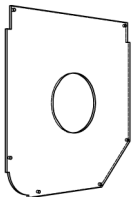
## Safety Plates With 72 mm Hole for BK 45° Side Caps

	Part Number	Description	Unit	Note
	3675-SFPL-00-ST	RV 45-5.5"/137mm	PC	*
	3683-SFPL-00-ST	RV 45-6.0"/ 150mm	PC	*
	3684-SFPL-00-ST	RV 45-6.5"/ 165mm	PC	*
	3685-SFPL-00-ST	RV 45-7.0"/ 180mm	PC	*
	3686-SFPL-00-ST	RV 45-8.0"/ 205mm	PC	*

## Safety Plates With 3" or 3.5" Hole for Bk 45° Side Caps

	Part Number	Description	Unit	Note
	3687-SFPL-00-ST	RV 45/9.0"/ 230mm - 3.0" HOLE	PC	*
	3688-SFPL-00-ST	RV 45/9.0"/ 230mm - 3.5" HOLE	PC	*
	3692-SFPL-00-ST	RV 45/S-10"/250mm - 3.5" HOLE	PC	*
	3689-SFPL-00-ST	RV 45/S-12"/300mm - 3.0" HOLE	PC	*
	3690-SFPL-00-ST	RV 45/S-12"/300mm - 3.5" HOLE	PC	*

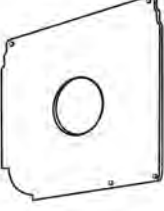
## Safety Plates With 72mm or 92mm Hole for BK 45° Side Caps

	Part Number	Description	Unit	Note
	3693-SFPL-00-ST	RV 45/S-10"/250mm - 72mm HOLE	PC	*
	3694-SFPL-00-ST	RV 45/S-12"/300mm - 92mm HOLE	PC	*
	3695-SFPL-00-ST	RV 45-8.0"/205mm - 92mm HOLE	PC	*
	3696-SFPL-00-ST	RV 45-10.0"/250mm - 92mm HOLE	PC	N

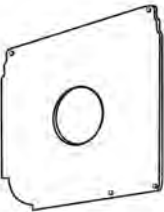
\* - Typically ships within 3 days  
 N - New item  
 ! - Special order item

# SAFETY PLATES 90°

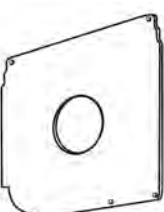
## Safety Plates With 55 mm Hole For BK 90° Side Caps

	Part Number	Description	Unit	Note
	3700-SFPL-00-ST	4.0"/ 100mm	PC	
	3701-SFPL-00-ST	5.0"/ 125mm	PC	
	3702-SFPL-00-ST	5.5"/ 137mm	PC	
	3703-SFPL-00-ST	6.0"/ 150mm	PC	
	3704-SFPL-00-ST	6.5"/ 165mm	PC	
	3705-SFPL-00-ST	7.0"/ 180mm	PC	
	3706-SFPL-00-ST	8.0"/ 205mm	PC	

## Safety Plates With 72 mm Hole For BK 90° Side Caps

	Part Number	Description	Unit	Note
	3713-SFPL-00-ST	6.0"/ 150mm	PC	
	3714-SFPL-00-ST	6.5"/ 165mm	PC	
	3715-SFPL-00-ST	7.0"/ 180mm	PC	
	3716-SFPL-00-ST	8.0"/ 205mm	PC	


## Safety Plates with 3", 3.5" or 4" Hole For BK 90° Side Caps

	Part Number	Description	Unit	Note
	3717-SFPL-00-ST	9.0"/ 230mm - 3.0" HOLE	PC	
	3720-SFPL-00-ST	9.0"/ 230mm - 3.5" HOLE	PC	
	3718-SFPL-00-ST	9.0"/ 230mm - 4.0" HOLE	PC	
	3710-SFPL-00-ST	10.0"/ 250mm - 3.0" HOLE	PC	
	3719-SFPL-00-ST	10.0"/ 250mm - 3.5" HOLE	PC	

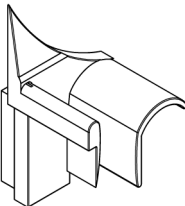
\* - Typically ships within 3 days  
 N - New item  
 ! - Special order item

# ENTRY GUIDES

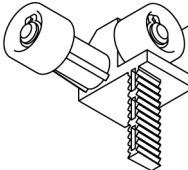
## Entry Guides For Mini Systems

	Part Number	Description	Color	Unit	Note
	3810-SCAP-06-PL	11mm/BK-Nylon for Pulley System	White	PR	
	3815-SCAP-22-PL	11mm/BK-Nylon for Pulley System	Dark Brown	PR	
	3822-SCAP-06-PL	11mm/BK-PVC for Safety Plate System	White	PR	*
	3823-SCAP-22-PL	11mm/BK-PVC for Safety Plate System	Dark Brown	PR	

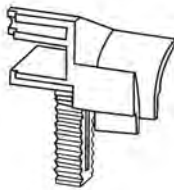
## Entry Guides For Mini Systems (For Center Rail)

	Part Number	Description	Color	Unit	Note
	3820-SCAP-06-PL	DF A3 For any Mini Mullion	White	PR	


## Entry Guides For Mini Systems

	Part Number	Description	Color	Unit	Note
	3828-SCAP-06-PL	PVC Mini 22mm With Rollers for Push Pull	White	PR	
	3829-SCAP-06-PL	PVC Mini 34mm With Rollers for Push Pull	White	PR	

## Entry Guides For Maxi Systems

	Part Number	Description	Color	Unit	Note
	3840-SCAP-06-PL	16mm/AK-PVC	White	PR	
	3845-SCAP-22-PL	16mm/AK-PVC	Dark Brown	PR	
	3855-SCAP-06-PL	15mm/AK-Nylon	White	PR	

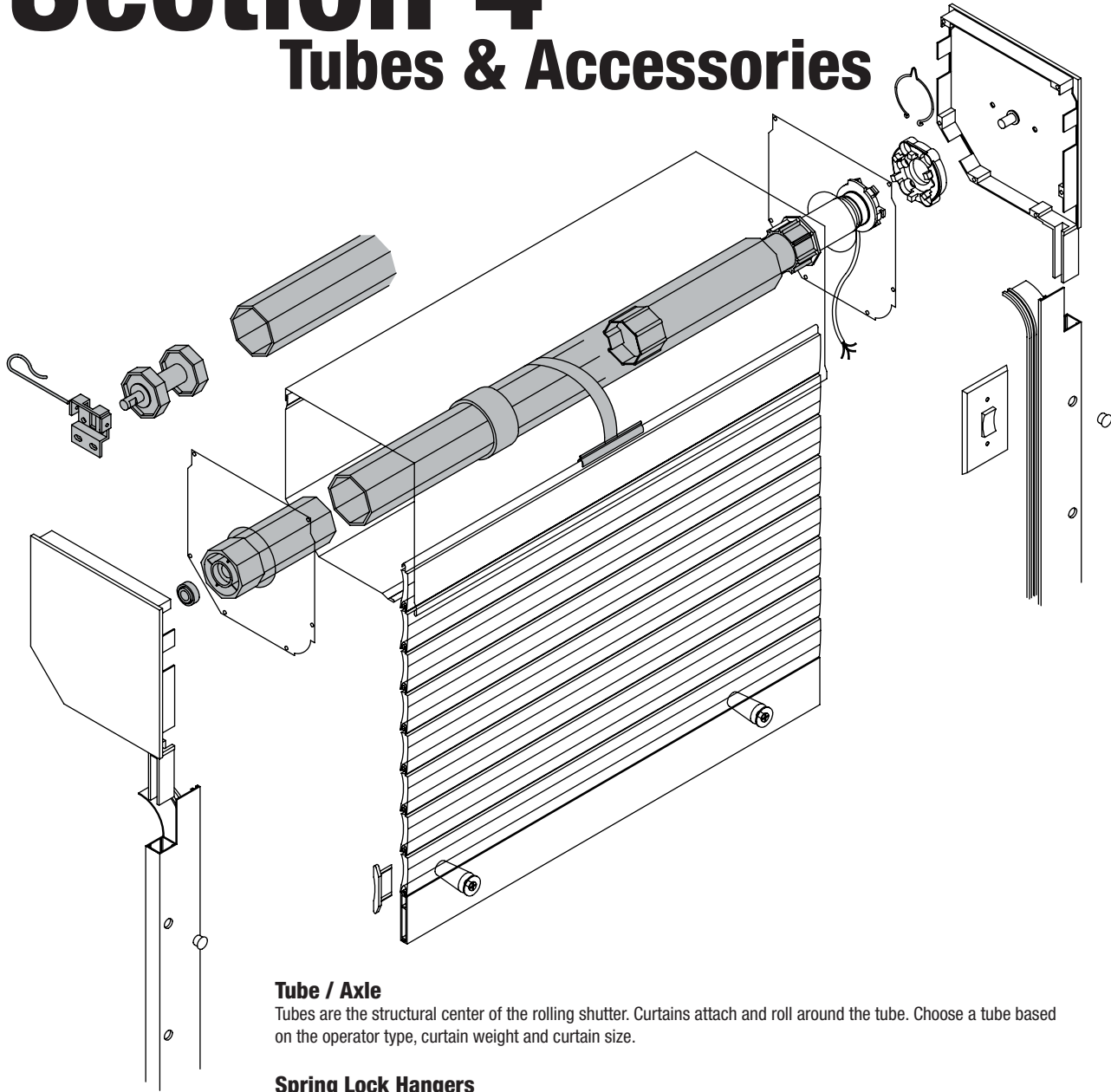
## Polyamide Guide Rolls

	Part Number	Description	Color	Unit	Note
	3900-SCAP-00-PL	For BK 45-300S 12" Side Caps	Galvanized	PR	

\* - Typically ships within 3 days  
 N - New item  
 ! - Special order item

# Section 4

## Tubes & Accessories



### **Tube / Axle**

Tubes are the structural center of the rolling shutter. Curtains attach and roll around the tube. Choose a tube based on the operator type, curtain weight and curtain size.

### **Spring Lock Hangers**

Spring lock hangers are used to secure the slats into a locking vertical position and attach the slat curtain with the axle. Slat type will determine the spring lock hanger used (mini / maxi slat).

### **Idlers / Caps**

Idlers / caps are located on the inside of the axle on the opposite side of the operator. They assist in turning the axle. Type of idler is determined by the weight of shutter and size of axle.

### **Adapters**

Adapters are rings on the outside of the axle that transition different axle diameters. This is accomplished by converting an octagonal receptor to a circular one. They also aide in maintaining uniform curtain roll up.

### **Mounting Plates / Brackets**

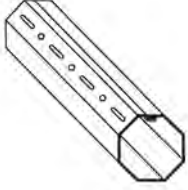
Mounting plates / brackets are mounted to side caps and support the axle and operator. They also connect the axle / operator to the the side cap.

### **Bearings**

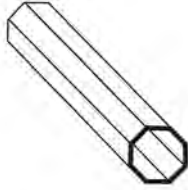
Bearings are located inside the cap / idler and help turn the curtain. Bearing is determined by the type of cap used.

# TUBES


## Octagonal Tubes - Galvanized Steel

	Part Number	Description	Unit	Note
	4000-TUBE-00-ST	1.50"/40 mm O.D. x 0.6 mm Wall Thickness	FT	*
	4004-TUBE-00-ST	2.00"/50 mm O.D. x 0.6 mm Wall Thickness	FT	*
	4010-TUBE-00-ST	2.36"/60 mm O.D. x 0.6 mm Wall Thickness	FT	*
	4014-TUBE-00-ST	2.36"/60 mm O.D. x 0.9 mm Wall Thickness	FT	*
	4032-TUBE-00-ST	2.75"/70 mm O.D. x 1.2 mm Wall Thickness	FT	*
	4033-TUBE-00-ST	2.75"/70 mm O.D. x 1.5 mm Wall Thickness	FT	*
	4034-TUBE-00-ST	2.75"/70 mm O.D. x 0.9 mm Wall Thickness	FT	*
Available in 19' or 19.7' (5.8 or 6 meters) Special Order				

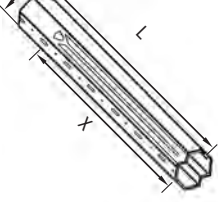
## Octagonal Tubes - Aluminum

	Part Number	Description	Unit	Note
	4003-TUBE-00-AL	1.50"/40 mm O.D. x 1.3 mm Wall Thickness	FT	*
	4020-TUBE-00-AL	2.50"/60 mm O.D. x 2.4 mm Wall Thickness	FT	*
	4025-TUBE-00-AL	2.75"/70 mm O.D. x 3.0 mm Wall Thickness	FT	*
Available in 20 FT Lengths				

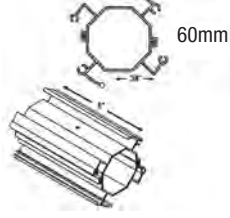
## Round Tubes - Galvanized Steel

	Part Number	Description	Unit	Note
	4048-TUBE-00-ST	3.95"/100 mm O.D. x 2.0 mm Wall Thickness	FT	
Available in 24 FT Lengths				

## Splicers / Extenders - Galvanized Steel (For Octagonal Tube)

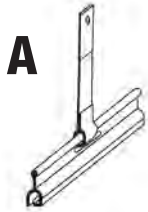
	Part Number	Description	Unit	Note
	4080-TUBE-00-ST	For 40 mm O.D. x 0.6 mm L = 400 mm X = 300 mm A = 38 mm	PC	
	4085-TUBE-00-ST	For 60 mm O.D. x 0.6 mm L = 500 mm X = 420 mm A = 58 mm	PC	

## Aluminum Slat Hanger for Clear Lexan System

	Part Number	Description	Unit	Note
	1354-LOCK-00-AL	"Spider" Slat Hanger - 60 mm Octagonal Axle	PC	

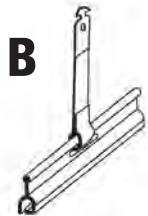
\* - Typically ships within 3 days  
 N - New item  
 ! - Special order item

# SPRING LOCK HANGERS



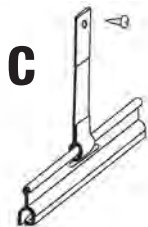
## 5.5" / 135 mm PVC - Coated Spring Steel (Aluminum Hook) Type "K"

Part Number	Description	Unit	Note
4100-LOCK-PL-ST	With Hole for Screw or Rivet (A)	PC	*
4101-LOCK-PL-ST	With Hole for Screw or Rivet & Hook (B)	PC	
4102-LOCK-PL-ST	With Hole for Screw (C) For Mini Slats, Used with Housing 7" or Smaller	PC	



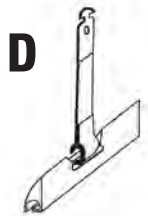
## 6.81" / 173 mm PVC-Coated Spring Steel (Aluminum Hook) Type "K"

Part Number	Description	Unit	Note
4110-LOCK-PL-ST	With Hole for Screw or Rivet (A)	PC	*
4111-LOCK-PL-ST	With Hole for Screw or Rivet & Hook (B)	PC	
4112-LOCK-PL-ST	With Hole for Screw (C) For Mini Slats, Used With Box Covers Larger Than 7"	PC	



## 7.87" / 200 mm PVC - Coated Spring Steel (Aluminum Hook) Type "K"

Part Number	Description	Unit	Note
4161-LOCK-PL-ST	With Hole for Screw or Rivet; Hanger 100 mm wide (A)	PC	*
4165-LOCK-PL-ST	With Hole for Screw or Rivet EXTRA WIDE Hanger 150 mm wide (A)	PC	
4170-LOCK-PL-ST	With Hole for Screw or Rivet & Hook Hanger 100 mm wide (B)	PC	
4172-LOCK-PL-ST	With Split End Hook: Hanger 3.9"/100 mm Wide (E) For Maxi Slats, Used With Box Cover Larger Than 7"	PC	



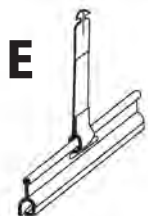
## 7.5" / 190mm Spring Steel (PVC Hook) Type "P"

Part Number	Description	Unit	Note
4171-LOCK-PL-ST	With Hole for Screw or Rivet & Hook (D) For Maxi Slats Used With Box Cover Larger Than 7"	PC	

TYPE 'K' = POLYESTER COATED, ABRASION SAFE


TYPE 'P' = SUSPENSION POLY-GLASS FIBER; SOLIDITY LIKE ALUMINUM & SCRATCH PROTECTION LIKE PVC

\* - Typically ships within 3 days  
N - New item  
! - Special order item

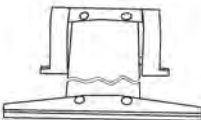


# SAFETY BLOCKING DEVICE

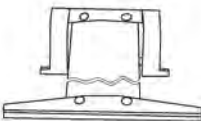
## Security Block Burglar Proof Fixation - For Maxi Profile

	Part Number	Description	Unit	Note
	4150-LOCK-PL-ST	w/quick Fixing (1 part, type 2)	PC	
4151-LOCK-PL-ST	w/quick Fixing (2 parts, type 2)	PC		
4152-LOCK-PL-ST	w/quick Fixing (3 parts, type 2)	PC		
4153-LOCK-PL-ST	w/Screw Cap (1 part)	PC		
4154-LOCK-PL-ST	w/fixation w/Screw cap - 2 parts	PC		
4155-LOCK-PL-ST	w/fixation w/Screw cap - 3 parts	PC		
4156-LOCK-00-PL	Maxi Profile for burglar proof fixation	PC		


## Safety Blocking Device - For Mini Profiles

	Part Number	Description	Unit	Note
	4174-LOCK-PL-ST	75 mm for 40 mm Octagonal Tube	PC	
4175-LOCK-PL-ST	105 mm for 40 mm Octagonal Tube	PC		
4176-LOCK-PL-ST	75 mm for 50 mm Octagonal Tube	PC		
4177-LOCK-PL-ST	105 mm for 50 mm Octagonal Tube	PC		
4178-LOCK-PL-ST	135 mm for 50 mm Octagonal Tube	PC		
4189-LOCK-PL-ST	75 mm for 60 mm Octagonal Tube	PC		
4190-LOCK-PL-ST	105 mm for 60 mm Octagonal Tube	PC		
4191-LOCK-PL-ST	135 mm for 60 mm Octagonal Tube	PC		

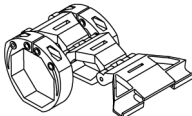
## Safety Blocking Device - For Maxi Profiles

	Part Number	Description	Unit	Note
	4179-LOCK-PL-ST	105 mm for 50 mm Octagonal Tube	PC	
4180-LOCK-PL-ST	135 mm for 50 mm Octagonal Tube	PC		
4181-LOCK-PL-ST	165 mm for 50 mm Octagonal Tube	PC		
4182-LOCK-PL-ST	190 mm for 50 mm Octagonal Tube	PC		
4192-LOCK-PL-ST	105 mm for 60 mm Octagonal Tube	PC		
4193-LOCK-PL-ST	135 mm for 60 mm Octagonal Tube	PC		
4194-LOCK-PL-ST	165 mm for 60 mm Octagonal Tube	PC		

## Backup Sleeve

	Part Number	Description	Unit	Note
	4183-LOCK-PL-ST	For 60 mm Octagonal Tube	PC	

## Security Blocking Device

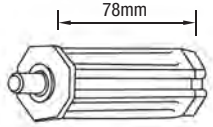
	Part Number	Description	Unit	Note
	4184-LOCK-PL-ST	Security Block 60-3 Limbs 14 mm (Maxi)	PC	
4185-LOCK-PL-ST	Security Block 60-4 Limbs 14 mm (Maxi)	PC		
4186-LOCK-PL-ST	Security Block 60-3 Limbs 9 mm (Mini)	PC		
4187-LOCK-PL-ST	Security Block 70- 3 Limbs 9 mm (Maxi)	PC		
4188-LOCK-PL-ST	Security Block 70- 4 Limbs 14 mm (Maxi)	PC		
		For 60 and 70 mm OCTAGONAL TUBE, Maxi and Mini Profile (Galvanized Only)		

\* - Typically ships within 3 days  
 N - New item  
 ! - Special order item

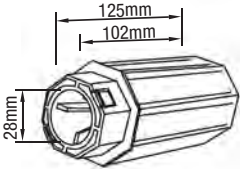


# IDLERS & CAPS

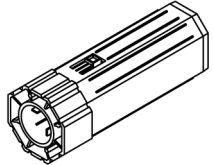
## Idler (Mini PVC Cap)

	Part Number	Description	Unit	Note
	4210-CAPS-00-PL	With 10 mm Steel Pivot - 78 mm Long For 40 mm Octagonal Tube	PC	

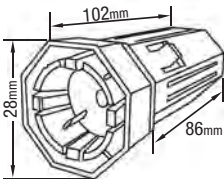
## Idler (Mini PVC Cap)

	Part Number	Description	Unit	Note
	4226-CAPS-00-PL	For 28 mm Ball Bearing (125 mm Long) For 50 mm Octagonal Tube	PC	

## Idler (Mini PVC Cap)

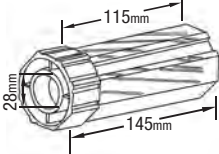
	Part Number	Description	Unit	Note
	4220-CAPS-00-PL	For 28 mm Ball Bearing - 78 mm Long	PC	
	4228-CAPS-00-PL	Cap w/Clips for 28 mm Ball Bearing	PC	
	4229-CAPS-00-PL	Cap w/Clips and 10 mm Square Hole	PC	
	4231-CAPS-00-PL	Cap w/Clips and 13 mm Square Hole	PC	
	(4228 SHOWN)	For 50mm Octagonal Tube		

## Telescopic Cap for 28mm Ball Bearing

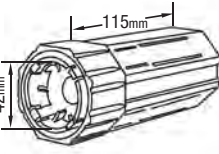
	Part Number	Description	Unit	Note
	4230-CAPS-00-PL	40mm Octagonal Tube (102 mm Long)	PC	
	4227-CAPS-00-PL	50mm Octagonal Tube (63 mm Long)	PC	
	4243-CAPS-00-PL	60mm Octagonal Tube (100 mm Long)	PC	
	(4230 SHOWN)	For 28mm Ball Bearing		

# IDLERS & CAPS

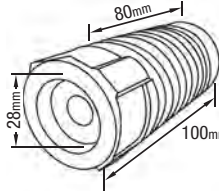
## Idler (PVC Cap)

	Part Number	Description	Unit	Note
	4242-CAPS-00-PL	For 28 mm Ball Bearing - 145 mm Long	PC	*
		For 60 mm Octagonal Tube		

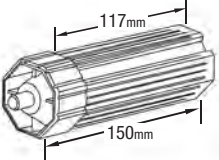
## Idler (PVC Cap)

	Part Number	Description	Unit	Note
	4244-CAPS-00-PL	For 42 mm Ball Bearing - 55 mm Long	PC	
	4246-CAPS-00-PL (4246 SHOWN)	For 42 mm Ball Bearing - 115 mm Long	PC	
		For 60 mm Octagonal Tube		

## Idler (Mini Adaptor Cap)

	Part Number	Description	Unit	Note
	4232-CAPS-00-PL	PVC For 28 mm Ball Bearing - 100 mm Long	PC	
	4233-CAPS-00-AL	ALU For 28 mm Ball Bearing - 100 mm Long		
		For 40 mm / 47 mm Round Tube		

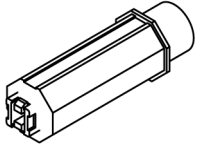
## Idler (PVC Cap)

	Part Number	Description	Unit	Note
	4235-CAPS-00-PL	With 12 mm Steel Pivot - 55 mm Long	PC	
	4245-CAPS-00-PL (4245 SHOWN)	With 12 mm Steel Pivot - 150 mm Long	PC	
		For 60 mm Octagonal Tube		

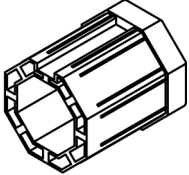
\* - Typically ships within 3 days  
 N - New item  
 ! - Special order item

# IDLERS & CAPS

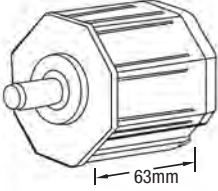
## Idler (Mini PVC Cap)

	Part Number	Description	Unit	Note
	4263-CAPS-00-PL	For 28 mm Ball Bearing (90 mm Long)	PC	
	4259-CAPS-00-PL	For 28 mm Ball Bearing (60 mm Long)		
	(4259 SHOWN)	For 40mm Octagonal Tube (Retractable Mini PVC Cap With Spring)		

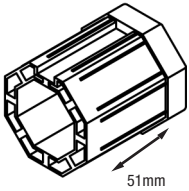
## Idler (Adaptor)

	Part Number	Description	Unit	Note
	4264-CAPS-00-PL	For use with #4263 For 40 mm to 60 mm	PC	

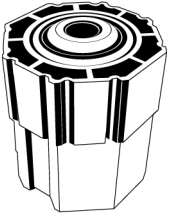
## Idler (PVC Cap)

	Part Number	Description	Unit	Note
	4260-CAPS-00-PL	With 12 mm Steel Pivot (63 mm Long)	PC	
	4266-CAPS-00-PL	For 42 mm Ball Bearing (55 mm Long)	PC	
	(4260 SHOWN)	For 70 mm Octagonal Tube		

## Idler (Alu Cap)

	Part Number	Description	Unit	Note
	4267-CAPS-00-AL	with 12 mm Alu Pivot  For 70 mm Octagonal Tube	PC	

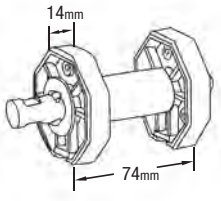
## PVC Idler Cap

	Part Number	Description	Unit	Note
	4249-CAPS-00-PL	PVC idler cap for 60mm oct tube w/ 40mm ball bearing	PC	

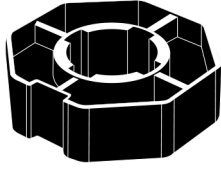
\* - Typically ships within 3 days  
 N - New item  
 ! - Special order item

# IDLERS & CAPS/COUPLERS


## Idler Insert

	Part Number	Description	Unit	Note
	4248-CAPS-00-PL	For 60 mm Octagonal Tube	PC	*
	4265-CAPS-00-PL (4248 SHOWN)	For 70 mm Octagonal Tube	PC	*
		Used with Idler-Bracket #5050		

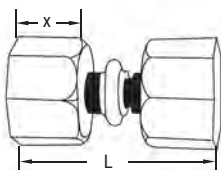
## Idler Inserts for Assist Springs

	Part Number	Description	Unit	Note
	4268-CAPS-00-PL	For 70 mm Octagonal	PC	N
	4269-CAPS-00-PL	For 70 mm Octagonal	PC	N
	4270-CAPS-00-PL (4268 SHOWN)	For 60 mm Octagonal		

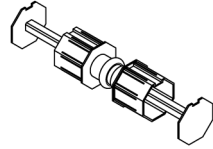
## Idler (PVC Cap)

	Part Number	Description	Unit	Note
	4262-CAPS-00-PL	For Use With Bearing #5250 And Bearing Holder #5115 Adjustable Spring Loaded Idler 12 mm Pivot For Any Size Simu Or Somfy Crown And Drive	PC PC	

## Axle Couplers

	Part Number	Description	Unit	Note
	4500-CAPS-00-ST	Galvanized - 130 mm Long 45mm Wide	PC	
	4505-CAPS-00-PL	PVC - 300 mm Long	PC	
	4506-CAPS-00-AL (4500 SHOWN)	Aluminum - 300 mm Long Double Cap For 60 mm Octagonal Tube With 42 mm Ball Bearing	PC	

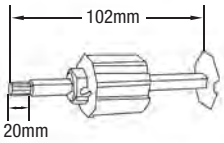
## Axle Couplers

	Part Number	Description	Unit	Note
	4515-CAPS-00-PL	PVC - 300 mm Long	PC	
	4516-CAPS-00-AL (4515 SHOWN)	Aluminum - 300 mm Long Double Cap For 70mm Octagonal Tube With 42 mm Ball Bearing	PC	

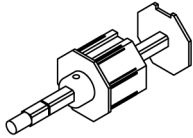
\* - Typically ships within 3 days  
N - New item  
! - Special order item

# COUPLERS

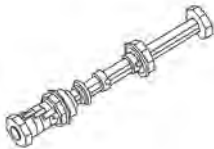
## Axle Couplers

	Part Number	Description	Unit	Note
	4525-CAPS-00-PL	PVC for Bay Windows - 200 mm Long	PC	
	4526-CAPS-00-AL (4525 SHOWN)	Aluminum for Bay Windows - 200 mm Long  For 60 mm Octagonal Tube With Adjustable Pivot 12mm	PC	

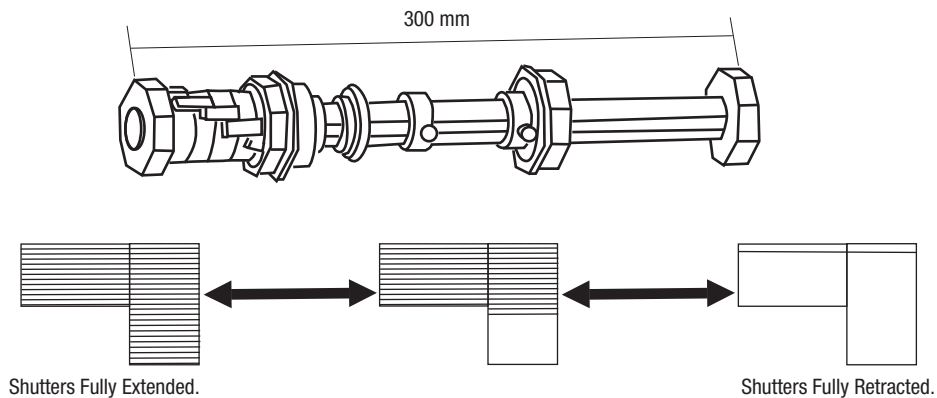
## Axle Couplers

	Part Number	Description	Unit	Note
	4529-CAPS-00-PL	PVC for Bay Windows - 200 mm Long	PC	
	4530-CAPS-00-AL (4529 SHOWN)	Aluminum for Bay Windows - 200 mm Long  For 70 mm Octagonal	PC	

## Shaft Coupler

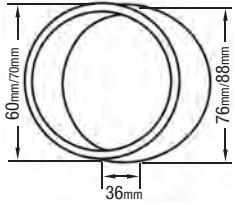
	Part Number	Description	Unit	Note
	8753-ACCE-00-XX	Shaft Coupler for Shutters with different Heights	PC	

\* - Typically ships within 3 days  
N - New item  
! - Special order item

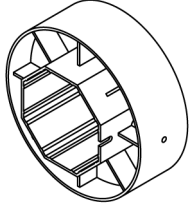


# ADAPTERS

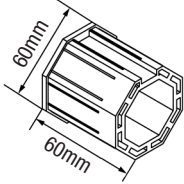
## Axle Adaptors - Aluminum For Aluminum Axle

	Part Number	Description	Unit	Note
	4561 - CAPS-00 - AL	From 60 mm Octagonal Tube to 76 mm O.D. Round	PC	*
	4566 - CAPS-00 - AL (4561 SHOWN)	From 70 mm Octagonal Tube to 88 mm O.D. Round	PC	* *

## Axle Adaptors - PVC For Galvanized Axle

	Part Number	Description	Unit	Note
	4550 - CAPS-00 - PL	From 40 mm Octagonal Tube to 50 mm O.D. Round	PC	
	4560 - CAPS-00 - PL	From 60 mm Octagonal Tube to 80 mm O.D. Round	PC	
	4565 - CAPS-00 - PL	From 70 mm Octagonal Tube to 80 mm O.D. Round	PC	
	4570 - CAPS-00 - PL	From 70 mm Oct. Tube to 130 mm O.D. Round	PC	
	4571 - CAPS-00 - PL (4571 SHOWN)	From 70 mm Oct. Tube to 101mm O.D. Round	PC	*

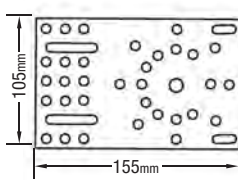
## Axle Adaptors - PVC

	Part Number	Description	Unit	Note
	4555 - CAPS-00 - PL	From 40 mm Octagonal Tube to 60 mm Octagonal	PC	

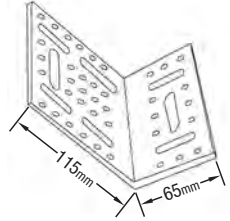
\* - Typically ships within 3 days  
 N - New item  
 ! - Special order item

# MOUNTING PLATES & BRACKETS

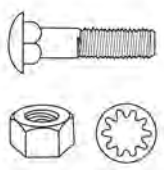
## Mounting Plates & Brackets

	Part Number	Description	Unit	Note
	5005-BRCK-00-ST	105 mm x 155 mm	PC	
	5010-BRCK-00-ST (5005 SHOWN)	105 mm x 200 mm Pre-Drilled Mounting Bracket	PC	

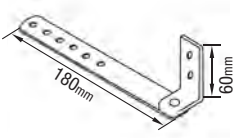
## Angle Bracket

	Part Number	Description	Unit	Note
	5012-BRCK-00-ST	115 mm x 105 mm x 65 mm (Heavy Duty)	PC	
	5015-BRCK-00-ST (5012 SHOWN)	65 mm x 80 mm x 40 mm For Plate #5005 & #5010	PC	

## Bolt / Nut / Washer

	Part Number	Description	Unit	Note
	5016-BOLT-00-ST	Bolt M6 x 15 mm (200/ Box) For Plate #5005, #5010, #5012 & #5015	PC	

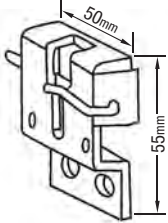
## Adjustable Angle Support

	Part Number	Description	Unit	Note
	5025-BRCK-00-ST	For Mounting Bracket #5005 & #5010	PC	

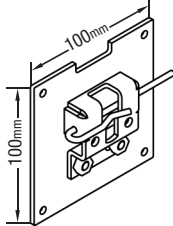
\* - Typically ships within 3 days  
 N - New item  
 ! - Special order item

# MOUNTING PLATES & BRACKETS

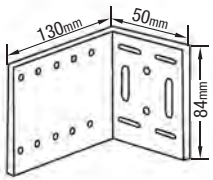
## Mounting Plate & Bracket - Idler Support Bracket

	Part Number	Description	Unit	Note
	5050-BRCK-00-ST	Mounting Bracket 55 mm x 50 mm (With Cotter Pin) For Idler #4248 & #4265	PC	*

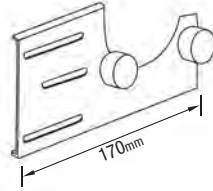
## Idler Support Plate For 10" and 12" 45° Sidecaps - Large Leg

	Part Number	Description	Unit	Note
	5055-BRCK-00-ST	For 4248, 4265, & Springs 9618, 9622	PC	

## Angle Bracket

	Part Number	Description	Unit	Note
	5030-BRCK-00-ST	For Intermediate Support #5035	PC	

## Intermediate Support

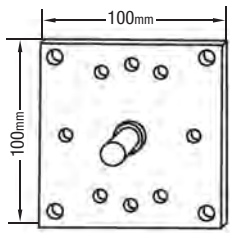
	Part Number	Description	Unit	Note
	5035-BRCK-00-ST	With Two Bearings, For #4560, #4561, #4565 & #4566	PC	

\* - Typically ships within 3 days  
 N - New item  
 ! - Special order item

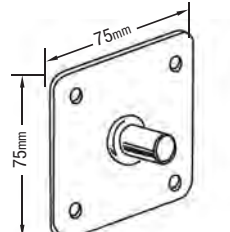


# MOUNTING PLATES & BRACKETS

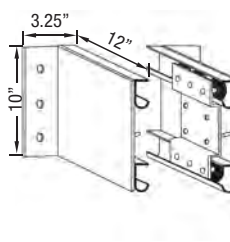
## Plate For Standard Side Cap w/ 12 mm Pivot

	Part Number	Description	Unit	Note
	5062-BRCK-00-ST	100 mm x 100 mm mounting bracket	PC	

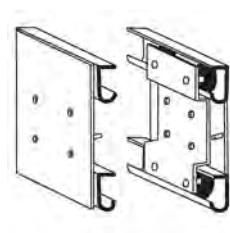
## For Strap Reduction Gears #7305 & #7310 / Any Bearing With a 12 mm Hole

	Part Number	Description	Unit	Note
	5060-BRCK-00-ST	For Idlers With 12 mm Pivot	PC	

## Angle Bracket 12" X 10" X 3.25"

	Part Number	Description	Unit	Note
	5065-BRCK-00-ST	Rolling Bracket (Floating)	PC	

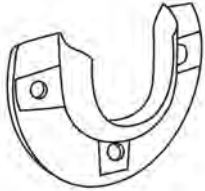
## Rolling Bracket (Floating)

	Part Number	Description	Unit	Note
	5070-BRCK-00-ST	For BK-250S (10"/250 mm) Side Caps	PR	
	5075-BRCK-00-ST (5070 SHOWN)	For BK-300S (12"/300 mm) Side Caps	PR	

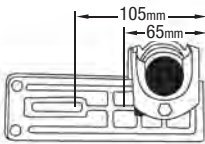
\* - Typically ships within 3 days  
 N - New item  
 ! - Special order item

# BEARING HOLDERS

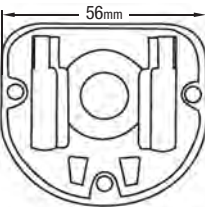
## Ball Bearing Holders

	Part Number	Description	Unit	Note
	5115-BEAR-00-ST	For 42 mm Ball Bearing, Galvanized Steel	PC	

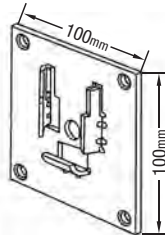
## Support with Bearing Holder

	Part Number	Description	Unit	Note
	5135-BEAR-00-ST	For 42 mm Ball Bearing, Galvanized Steel	PC	

## Ball Bearing Holder

	Part Number	Description	Unit	Note
	5140-BEAR-00-ST	To Secure Bearing, Galvanized Steel For 42 mm Ball Bearing with Locking Tops	PC	

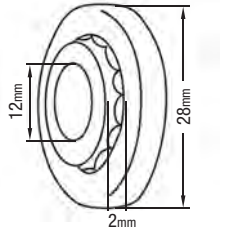
## Ball Bearing Holder

	Part Number	Description	Unit	Note
	5150-BEAR-00-ST	Bend "Ears" Used With 42 mm Ball Bearing	PC	
	5151-BEAR-00-ST (5150 SHOWN)	Plate 100 mm x 100 mm w/ Three Support Spec	PC	

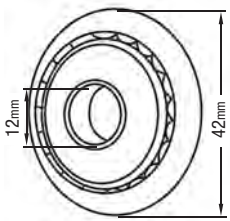
\* - Typically ships within 3 days  
 N - New item  
 ! - Special order item

# BEARINGS

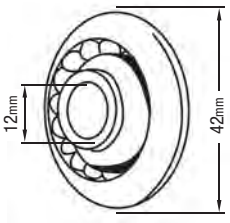
## Ball Bearings (Mini)

	Part Number	Description	Unit	Note
	5200-BEAR-00-ST	With Nylon Bushing for 12 mm Pivot	PC	*
	5205-BEAR-00-ST	With Steel Bushing for 12 mm Pivot	PC	


## Ball Bearings (Maxi)

	Part Number	Description	Unit	Note
	5245-BEAR-00-ST	42 mm OD with Steel Bushing For 12 mm Pivot	PC	

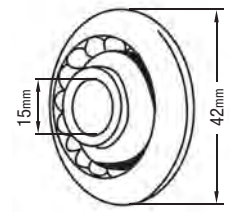
## Ball Bearings (Maxi)

	Part Number	Description	Unit	Note
	5250-BEAR-00-ST	42 mm OD with Nylon Bushing For 12 mm Pivot	PC	

## Ball Bearings (Maxi)

	Part Number	Description	Unit	Note
	5260-BEAR-00-ST	42 mm OD High Precision Stainless Steel Bearing 42mm F/13mm	PC	N

## Ball Bearings (Maxi)

	Part Number	Description	Unit	Note
	5255-BEAR-00-ST	42 mm OD with Nylon Bushing For 15 mm Pivot	PC	

\* - Typically ships within 3 days  
 N - New item  
 ! - Special order item



# Section 5

## Gears & Accessories



### Gears

Gears are attached to the side cap and are used for manual operation.

### Gear Accessories

Gear accessories attach the gear to the axle and aide in turning the axle.

### Universal Shaft

Universal is a rod that attaches the gear to a crank handle and allows manual operation of a shutter. The hole in the gear (hex or square) and type of end joint (with or without bullet) determines the type of universal needed.

### Cranks


Cranks are the end point of operation that allows the user to physically operate a gear driven shutter. Cranks vary in length and end types as well as permanent or removable mounting.

### Assist Springs


Assist springs help lift the weight of a manually operated shutter with a gear. These springs can be used on heavy curtains for more convenient operation.

# GEARS


## 1:5 Gear Zamac Lifting capacity 38 lb (17.2 kg)

	Part Number	Description	Unit	Note
	6003 - GEAR - 00 - ZA	With Hole for 15 mm Octagonal Sleeve Connector. Fits 7mm Hex univ.	PC	*
	6004 - GEAR - 00 - ZA	With Hole for 15 mm Octagonal Sleeve Connector. Fits 8mm Sq. univ.	PC	


## 1:10 Zamac Gear Lifting capacity 77 lb (35 kg) 60 mm Octagonal Tube

	Part Number	Description	Unit	Note
	6024 - GEAR - 00 - ZA	Steel Crown for 7mm Hex Universal Shaft	PC	*
	6026 - GEAR - 00 - ZA	Steel Crown for 8mm Sq. Universal Shaft	PC	


## 1:11 STF Heavy Duty Gear, Zamac Case. Lifting Capacity 88 Lbs (40 kg)

	Part Number	Description	Unit	Note
	6032 - GEAR - 00 - ZA	for 7mm Hex	PC	*
	6033 - GEAR - 00 - ZA	for 8mm Sq.	PC	

## Sidney Plastic Gear Lifting 1:5 44 lbs (20 kg) 1:11 75 lbs (34 kg)

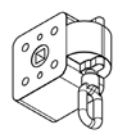
	Part Number	Description	Unit	Note
	6036 - GEAR - 00 - PL	1:5 for 7mm Hex Shaft	PC	N
	6034 - GEAR - 00 - PL	1:11 for 7mm Hex Shaft	PC	N
	6037 - GEAR - 00 - PL	1:5 for 8mm Hex	PC	N
	6035 - GEAR - 00 - PL	1:11 for 8mm Sq.	PC	N

## 1:6 S Plastic Worm Gear w/ End Stop 6 mm Univ Shaft Lifting capacity 26 lb (12 kg) 60 mm Octagonal Tube

	Part Number	Description	Unit	Note
	6002 - GEAR - 00 - PL	With 6mm Sq. Output Hole For use with universal #6202 and PVC adapter #6107	PC	


## 1:13 S - Gear with Eye

### Lifting capacity 109 lb (50 kg) 60 mm Octagonal Tube / 100 lb. (45 kg) 70 mm Octagonal Tube


	Part Number	Description	Unit	Note
	6010 - GEAR - 00 - ST	With 13.1mm Sq. Output Hole	PC	

\* - Typically ships within 3 days  
N - New item  
! - Special order item


**CHB 1:2.6 Zamac Bevel Gear with Override Clutch**  
**Lifting Capacity: 44 lbs w/ 40 mm tube / 31 lbs. w/ 60 mm tube**

	Part Number	Description	Unit	Note
	6001 - GEAR - 00 - ST	For left and right use. Use with 6 mm Sq. universal. 6202-UNIV-24-CH or 6206-UNIV-24-CH  Gear Drive: use 6108 (40 mm), 6116 (50 mm), or 6109 (60mm)	PC	


**1:5 Ace Gear Plastic for 8mm Sq. Universal Shaft Lifting Capacity 33 lbs (15 kg) 60 mm Octagonal Tube**

	Part Number	Description	Unit	Note
	6011 - GEAR - 00 - PL	With Hole for 15 mm Octagonal Sleeve Connector.	PC	

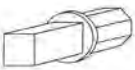
**1:8 Steel Case / Zamac Crown: For 8 mm Square Universal Shaft,**  
**Lifting Capacity: 49 lb (22 kg) 60 mm Octagonal Tube**

	Part Number	Description	Unit	Note
	6012 - GEAR - 00 - ST	With Hole for 15 mm Octagonal Sleeve Connector	PC	

**1:8 Zamac Case / Zamac Crown: For 7 mm Hexagonal Universal Shaft,**  
**Lifting Capacity: 49 lb (22 kg) 60 mm Octagonal Tube**

	Part Number	Description	Unit	Note
	6016 - GEAR - 00 - ST	With Hole for 15mm Octagonal Sleeve Connector	PC	

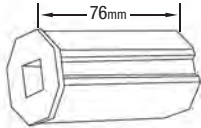
**Sleeve Connector For Ace-Gear Fits To #6110, #6115, #6122 And #6131**

	Part Number	Description	Unit	Note
	6014 - GEAR - 00 - ST	15 mm Octagonal To 13 mm Sq. (6011,6012, 6016)	PC	
	6009 - GEAR - 00 - ST	Sleeve Connector for gear 6024/6026	PC	
	6027 - GEAR - 00 - ST	15 mm Octagonal To 13 mm Sq. (for 6032/6033)	PC	

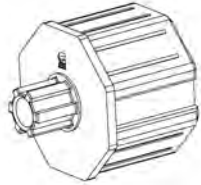
\* - Typically ships within 3 days  
 N - New item  
 ! - Special order item

# GEAR ACCESSORIES


## Gear Accessories

	Part Number	Description	Unit	Note
	6110-CAPS-00-PL	Plastic for 40 mm Oct. Tube With 13 mm SQ. Hole L=76 mm	PC	
	6111-CAPS-00-AL	Alum. for 40 mm Oct. Tube With 13 mm SQ. Hole L=76 mm	PC	
	6114-CAPS-00-PL	Plastic for 60 mm Oct. Tube With 13 mm SQ. Hole L=57 mm	PC	
	6115-CAPS-00-PL	Plastic for 60 mm Oct. Tube With 13 mm SQ. Hole L=57 mm	PC	*
	6117-CAPS-00-PL	Plastic for 70 mm Oct. Tube With 13 mm SQ. Hole L=50 mm	PC	
	6122-CAPS-00-AL	Alum. for 60 mm Oct. Tube With 13 mm SQ. Hole L=50 mm	PC	*
	6131-CAPS-00-AL	Alum. for 70 mm Oct. Tube With 13 mm SQ. Hole L=50 mm	PC	*
	6132-CAPS-00-PL (6110 SHOWN)	Cap w/ Sq. Hole D=70 mm Octagonal Zamac	PC	N

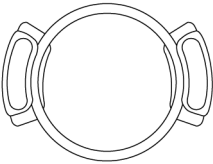
## Drive for Bevel Gear # 6001-GEAR-00-ST

	Part Number	Description	Unit	Note
	6107-CAPS-00-PL	PVC Adapter for 1:6 Worm Gear #6002/57.5mm Oct	PC	
	6108-ADAP-00-PL	Adapter for 40 mm Octagonal Tube for use with Gear 6001	PC	
	6109-ADAP-00-PL	Adapter for 60 mm Octagonal Tube for use with Gear 6001	PC	
	6116-ADAP-00-PL	Adapter for 50 mm Octagonal Tube for use with Gear 6001	PC	

## Gear Accessories

	Part Number	Description	Unit	Note
	6120-CAPS-00-ST	Steel for 60 mm Oct. Tube With 10mm SQ. Pin	PC	

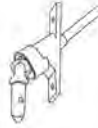
## Gear Spacer

	Part Number	Description	Unit	Note
	SPACERS	Plastic spacer for gear	PC	


\* - Typically ships within 3 days  
 N - New item  
 ! - Special order item



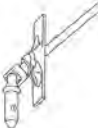
## 90° Universals 2-Hole Ø 11.9 mm Pivot And Chrome Base

	Part Number	Description	Unit	Note
	6206 - UNIV - 24 - CH	6 mm Sq. x 500 mm Universal Shaft	PC	
	6210 - UNIV - 24 - CH	8 mm Sq. x 500 mm Universal Shaft	PC	*
	6205 - UNIV - 24 - CH (6205 SHOWN)	7 mm Hex. x 500 mm Universal Shaft	PC	*

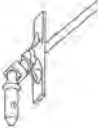
## Rollac Magnetic 90° Universals 2-Hole Ø Zamac and 7mm Hex or 8mm Square Driving Rods

	Part Number	Description	Unit	Note
	6211 - UNIV - 24 - ST	7mm Hex. driving rod (#6150) + Magnet adapter	PC	*
	6209 - UNIV - 24 - ST	8 mm Sq. driving rod (#6151) + Magnet adapter	PC	
	6208 - UNIV - 24 - ST	Magnetic Tube Adapter for 6211 and 6209	PC	
	6207 - UNIV - 24 - ST	Magnet Only For use with magnetic crank handle 6438-HAND-02-AL		

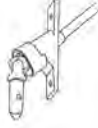
## 45° Universals 2 Hole Stainless Steel Ø 13.9 mm Pivot

	Part Number	Description	Unit	Note
	6201 - UNIV - 24 - ST	7 mm Hex.	PC	N
	6203 - UNIV - 24 - ST	8 mm Sq.	PC	N


## 45° Universal 2-Hole Ø 11.9 mm Pivot and Chrome Base

	Part Number	Description	Unit	Note
	6204 - UNIV - 24 - CH	8 mm Sq. x 500 mm Universal Shaft	PC	

## 90° Universal 2-Hole Ø 13.9 mm Pivot and Chrome Base

	Part Number	Description	Unit	Note
	6212 - UNIV - 24 - CH	8 mm Sq. x 500 mm Universal Shaft	PC	


## 90° Universals 2-Hole Ø 11.9 mm Stainless Steel Pivot, Plastic Base

	Part Number	Description	Color	Unit	Note
	6219 - UNIV - 13 - SS	7 mm Hex. x 500 mm Universal Shaft	Beige	PC	
	6218 - UNIV - 13 - SS	8 mm Sq. x 500 mm Universal Shaft	Beige	PC	
	6223 - UNIV - 06 - SS	7 mm Hex. x 500 mm Universal Shaft	White	PC	
	6222 - UNIV - 06 - SS	8 mm Sq. x 500 mm Universal Shaft	White	PC	
	6225 - UNIV - 04 - SS	7 mm Hex. x 500 mm Universal Shaft	Cream	PC	
	6224 - UNIV - 04 - SS	8 mm Sq. x 500 mm Universal Shaft	Cream	PC	
	6227 - UNIV - 22 - SS	7 mm Hex. x 500 mm Universal Shaft	Brown	PC	
	6226 - UNIV - 22 - SS	8 mm Sq. x 500 mm Universal Shaft	Brown	PC	
	6229 - UNIV - 07 - SS	7 mm Hex. x 500 mm Universal Shaft	Grey	PC	
	6228 - UNIV - 07 - SS (6222 SHOWN)	8 mm Sq. x 500 mm Universal Shaft	Grey	PC	

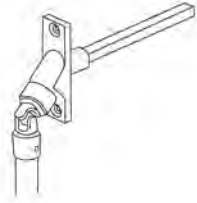
\* - Typically ships within 3 days  
 N - New item  
 ! - Special order item

# UNIVERSALS

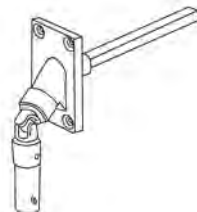
## 45° Universal 2-Hole Ø 16 mm Pivot and Chrome Base

	Part Number	Description	Unit	Note
	6202-UNIV-24-ST	2-Hole Universal Chrome 45 w/Eye, 6mm sq. shaft (use with 6002)	PC	

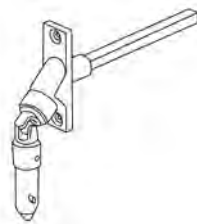
## 90° Universals 2-Hole Ø 14 mm I.D. Milled Hole, Stainless Steel Universal Joint and Chrome Base

	Part Number	Description	Unit	Note
	6230-UNIV-24-ST	8 mm Sq. x 480 mm Universal Shaft	PC	
	6236-UNIV-24-ST (6230 SHOWN)	7 mm Hex. x 480 mm Universal Shaft	PC	

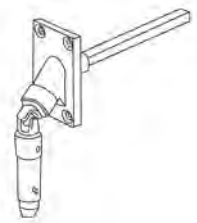
## 90° Universal 4-Hole Ø 14 mm I.D. Milled Hole, Stainless Steel Universal Joint and Chrome Base

	Part Number	Description	Unit	Note
	6241-UNIV-24-ST	7 mm Hex. x 480 mm Universal Shaft	PC	

## 90° Universals 2-Hole Ø 13.9 mm Stainless Steel Pivot - Chrome Base

	Part Number	Description	Unit	Note
	6237-UNIV-24-ST	7 mm Hex. x 480 mm Universal Shaft - Chrome	PC	
	6238-UNIV-24-ST (6238 SHOWN)	8 mm Sq. x 480 mm Universal Shaft - Chrome	PC	

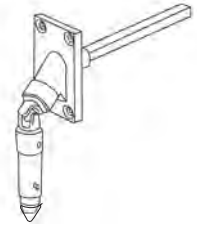
## 90° Universals 4-Hole Ø 13.9 mm Removable Stainless Steel Pivot - Chrome Base

	Part Number	Description	Unit	Note
	6240-UNIV-24-ST	7 mm Hex. x 480 mm Universal Shaft	PC	
	6250-UNIV-24-ST (6250 SHOWN)	8 mm Sq. x 480 mm Universal Shaft	PC	

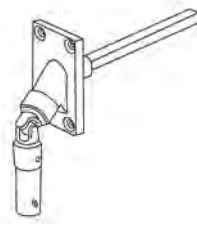
\* - Typically ships within 3 days  
N - New item  
! - Special order item

# UNIVERSALS

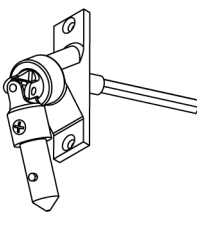
## 90° High Performance Universals 4 - Hole Ø 11.9 mm Stainless Steel Pivot, (Fixed) Chrome Base (On Ball Bearings)

	Part Number	Description	Unit	Note
	6221-UNIV-24-ST	8 mm Sq. x 500 mm Universal Shaft - Chrome	PC	
	6231-UNIV-24-ST (6221 SHOWN)	7 mm Hex x 500 mm Universal Shaft - Chrome	PC	

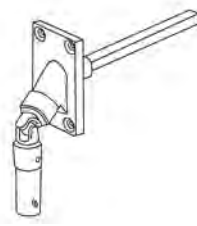
## 90° Universal 4-Hole Ø 13.9 mm Stainless Steel Pivot, Chrome Base (On Ball Bearings)

	Part Number	Description	Unit	Note
	6242-UNIV-24-ST	4 Hole Zinc Plated 90° 14 mm Millhole 8 mm Sq Shaft	PC	

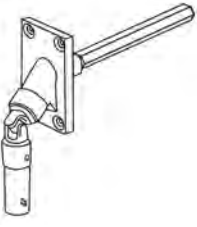
## 90° Universal 2-Hole Ø 13.9 mm Stainless Steel Pivot, Chrome Base (On Ball Bearings)

	Part Number	Description	Unit	Note
	6243-UNIV-24-ST	2 Hole - Joint 90° Nickel Plated 8 mm Sq Shaft	PC	

## 90° High Performance Universal 4-Hole Ø 13.9 mm Stainless Steel (Fixed) Pivot, Chrome Base (On Ball Bearings)

	Part Number	Description	Unit	Note
	6244-UNIV-24-ST	8 mm Sq. x 500 mm Universal Shaft - Chrome	PC	


## 2-Hole 90° Nickel plated Univ w/13.9 Pivot 7mm Hex f/Ø 14mm

	Part Number	Description	Unit	Note
	6200-UNIV-00-NI	7mm Hex f/Ø 14mm	PC	N

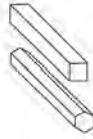
\* - Typically ships within 3 days  
 N - New item  
 ! - Special order item

# UNIVERSAL ACCESSORIES


## Universal Accessories

	Part Number	Description	Unit	Note
	6140-ACCE-00-ST	Universal Shaft 8 mm Sq. x 320 mm Long w/ 7 mm hex step (23 mm) Long	PC	
	6141-ACCE-00-ST (6141 SHOWN)	8 mm Sq. x 526 mm L. with 7 mm Hex. Step (23 mm Long)	PC	


## Universal Accessories

	Part Number	Description	Unit	Note
	6138-ACCE-00-ST	Universal Shaft 6 mm Sq. x 500 mm Long	PC	
	6139-ACCE-00-ST	Universal Shaft 7 mm Hex. x 500 mm Long	PC	
	6142-ACCE-00-ST	Universal Shaft 6 mm Hex. x 500 mm Long	PC	
	6143-ACCE-00-ST (6138 SHOWN)	Universal Shaft 8 mm Sq. x 500 mm Long	PC	

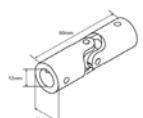
## Extension Shaft

	Part Number	Description	Unit	Note
	6144-ACCE-00-ST	Rod With 8 mm Sq. Hole Ø 14 mm x 500 mm	PC	
	6146-ACCE-00-ST	Rod With 6 mm Hex. Hole Ø 10 mm x 500 mm	PC	
	6147-ACCE-00-ST	Rod With 7 mm Hex. Hole Ø 12 mm x 500 mm	PC	
	6149-ACCE-00-ST (6144 SHOWN)	Rod With 6 mm Sq. Hole Ø 12 mm x 500 mm	PC	


## Hook For Universal

	Part Number	Description	Unit	Note
	6180-UNIV-24-ST	Fits Crank #6420, #6426 & Tube #6933, #6935	PC	

## Chrome Universal Joint For Bay Windows Ø 20 mm O.D.

	Part Number	Description	Unit	Note
	6305-UNIV-24-CH	Ø12 mm Round Hole (I.D.) On Each Side Length = 60 mm	PC	


## Self Locking Zinc-Plated Driving Rods

	Part Number	Description	Unit	Note
	6150-ACCE-00-ST	7 mm hex 531 mm long	PC	
	6151-ACCE-00-ST	8 mm Sq. 431 mm L.	PC	


\* - Typically ships within 3 days  
 N - New item  
 ! - Special order item

# SPRINGS & BRACKETS

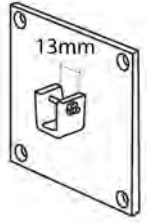
## Counter Balance Springs - For Push/Pull Operation

	Part Number	Description	Unit	Note
	9610-ACCE-14-ST	40 mm Oct. Tube 17 kg / L = 830 mm GA = 3.0 mm	PC	
	9619-ACCE-14-ST	60 mm Oct Tube 34 kg / L = 940 mm GA = 4.5 mm	PC	
	9622-ACCE-14-ST	60 mm Oct Tube 24 kg / L = 860 mm GA = 4.0 mm	PC	
	9627-ACCE-14-ST	60 mm Oct Tube 5 kg / L = 650 mm GA = 2.7 mm	PC	
	9628-ACCE-14-ST	60 mm Oct Tube 18 kg / L = 860 mm GA = 3.5 mm	PC	
	(9610 SHOWN)			PC

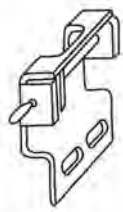
## Counter Balance Springs - For Push/Pull Operation

	Part Number	Description	Unit	Note
	9617-ACCE-14-ST	70 mm Oct Tube 22 kg / L = 860 mm GA = 4.0 mm	PC	
	9618-ACCE-14-ST	70 mm Oct Tube 32 kg / L = 940 mm GA = 4.5 mm	PC	
	9621-ACCE-14-ST	70 mm Oct Tube 75 kg / L = 1270 GA = 5.5 mm	PC	
	9623-ACCE-14-ST	70 mm Oct Tube 56 kg / L = 940 GA = 5.0 mm	PC	
	9624-ACCE-14-ST	70 mm Oct Tube 45 kg / L = 1130 GA = 5.0 mm	PC	
	9626-ACCE-14-ST	70 mm Oct Tube 100 kg / L = 1030 GA = 6.0 mm	PC	
	9630-ACCE-14-ST	70 mm Oct. Tube 30 kg / L = 920 mm GA = 5.5 mm	PC	
	9632-ACCE-14-ST	78 mm Awning Tube 13 kg / L = 700 mm GA = 3.0 mm	PC	
	(9621 SHOWN)			PC

## Mounting Brackets For Counter Balance Springs

	Part Number	Description	Unit	Note
	9631-ACCE-00-ST	Support Bracket for Assist Springs / Counter Balance	PC	
	9650-ACCE-00-ST	Dimension: 100 mm x 100 mm (For 13 mm SQ. Shaft)	PC	
	9651-ACCE-00-ST	Dimension: 86 mm x 86 mm (For 13 mm SQ. Shaft)	PC	
	(9650 SHOWN)			

## Mounting Bracket For Assist Springs #9618, #9622, #9630

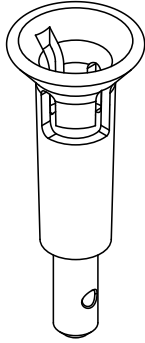
	Part Number	Description	Unit	Note
	5050-BRCK-00-ST	Mounting Bracket 55 mm x 50 mm (With Cotter Pin)	PC	
		Used for Cap #4248, #4265		

\* - Typically ships within 3 days  
 N - New item  
 ! - Special order item

# CRANKS

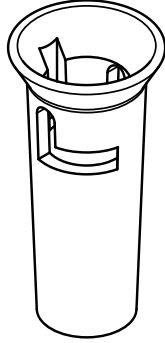


## Crank End Components



Bell - inside Mount

**A**



Bell - Outside Mount

**B**



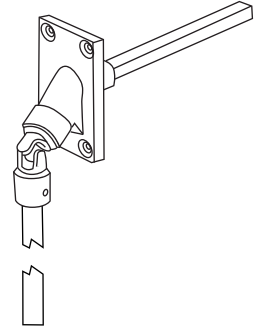
Hook

**C**



Flexible Joint Special Crank

**D**



Universal

**E**

### Parts Description

#### Bell Mounts

Inside bells are for smaller bullets, while larger bullets require outside mount bells.

#### Hook

Use a hook end for hard to reach boxes and higher torque applications.

#### Flexible Joint / Special Crank

Flexible Joint ends are used when security is a necessity. The flexible joint disconnects completely preventing any operation of the shutter.

#### Universal

Used for permanently attached Crank Handles.

**F**

# CRANKS

## Removable Cranks Alu Tube (Ø15 mm) With Inside Bell ("I") Bell (8" Aluminum Handle # 6965)

Part Number	Description	Color	Unit	Note
6406-HAND-02-AL	For Universal with Ø 11.9 mm Pivot, H = 46"	Silver Anodized	PC	*
6408-HAND-02-AL	For Universal with Ø 13.9 mm Pivot, H = 46"	Silver Anodized	PC	*
6401-HAND-02-AL	For Universal with Ø 11.9 mm Pivot, H = 30"	Silver Anodized	PC	
6407-HAND-02-AL	For Universal with Ø 11.9 mm Pivot, H = 84"	Silver Anodized	PC	

## Special Crank Alu Tube (Ø15 mm) For (8" Aluminum Handle # 6965)

Part Number	Description	Color	Unit	Note
6455-HAND-02-AL	Special Crank With Spring End H = 53" With 7 mm hex rod	Silver Anodized	PC	*
6450-HAND-02-AL	Special Crank With Spring End H = 53" 8 mm Sq. rod	Silver Anodized	PC	

## Removable Crank Alu Tube (Ø15 mm) With Inside Bell ("I") Bell (8" Aluminum Handle # 6970)

Part Number	Description	Color	Unit	Note
6409-HAND-19-AL	For Universal with Ø 11.9 mm Pivot, H = 46"	Bronze Anodized	PC	

## Removable Crank Alu Tube (Ø15 mm) With Inside Bell ("I") Bell (8" Aluminum Handle # 6965)

Part Number	Description	Color	Unit	Note
6411-HAND-02-AL	For Universal with Ø 13.9 mm Pivot, H = 84"	Silver Anodized	PC	

## Removable Crank Alu Tube (Ø14 mm) With Inside Bell ("I") Bell (8" Aluminum Handle # 6978)

Part Number	Description	Color	Unit	Note
6436-HAND-06-AL	For Universal with Ø 11.9mm Pivot / H=50"	White	PC	
6437-HAND-07-AL	For Universal with Ø 11.9mm Pivot / H=50"	Grey	PC	

## Removable Crank Alu Tube (Ø14 mm) With Outside Mount ("O") Bell (8"SS Handle # 6978)

Part Number	Description	Color	Unit	Note
6420-HAND-02-AL	For Universal with Ø 13.9 mm Pivot H = 46"	Silver Anodized	PC	
6426-HAND-02-AL	For Universal with Ø 13.9 mm Pivot H = 84"	Silver Anodized	PC	

## Removable Crank Steel Tube (Ø14mm) With Outside-M. ("O") Bell Nickel Plated #6979

Part Number	Description	Color	Unit	Note
6422-HAND-02-AL	For Universal with Ø13.9 mm Pivot, H = 59"	Silver Anodized	PC	
6423-HAND-02-AL	For Universal with Ø13.9 mm Pivot, H = 59"	White	PC	
6424-HAND-02-AL	For Universal with Ø13.9 mm Pivot, H = 71"	Silver Anodized	PC	

## Removable Crank Steel Tube (Ø14mm) With Outside-M. ("O") Bell Nickel Handle

Part Number	Description	Color	Unit	Note
6430-HAND-06-NI	Removable Crank 48" (Nickel Handle) White Alu Tube W/ 'O' Bell 13.9 mm	White	PC	
6431-HAND-02-NI	Removable Crank 48" (Nickel Handle) Silver Alu Tube W/ 'O' Bell 13.9 mm	Silver Anodized	PC	

## Removable Crank Alu Tube (Ø14 mm) With Outside Mount ("O") Bell (8"SS Handle # 6978)

Part Number	Description	Color	Unit	Note
6421-HAND-02-AL	8" Stainless Steel Handle with Hook H = 46"	Silver Anodized	PC	

## Flexible Joint

Part Number	Description	Color	Unit	Note
6451-HAND-02-ST	For Special Crank Handle	Silver Anodized	PC	

## Fixed Crank Assemblies with 2-Hole Universal

Part Number	Description	Color	Unit	Note
6512-ASSY-02-AL	With 8" Aluminum Crank Handle # 6965 H = 46" Uses Universal 6205 and 7 mm Hex Rod	Silver Anodized	PC	
6528-ASSY-02-AL	With 8" Aluminum Crank Handle # 6965 H = 46" Uses Universal 6210 and 8 mm Sq. Rod	Silver Anodized	PC	

## Fixed Crank Assemblies with 4-Hole Universal

Part Number	Description	Color	Unit	Note
6573-ASSY-02-AL	With 8" Aluminum Crank Handle # 6965 H = 46" Uses Universal 6221 and 8mm Sq. Rod	Silver Anodized	PC	

## Cranks

Part Number	Description	Color	Unit	Note
6432-HAND-06-AL	Foldable Crank Handle White Tube W/ 15.5 mm white tube 180 mm	White	PC	
6433-HAND-07-AL	Foldable Crank Handle White Tube W/ 15.5 mm grey tube 180 mm	Grey	PC	
6438-HAND-02-AL	Removable Crank Handle for Magnetic Universal 6211 and 6209, H= 44"	Silver Anodized	PC	

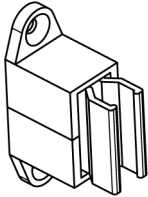
## FIXING CLIPS

Part Number	Description	Color	Unit	Note
6434-HAND-06-PL	Fixing Clips	White	PC	N
6435-HAND-07-PL	Fixing Clips	Grey	PC	N

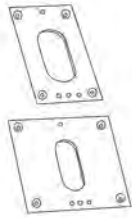
\* - Typically ships within 3 days  
N - New item  
! - Special order item

# CRANK ACCESSORIES

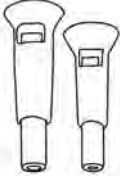
## Plastic Crank Handle Holder

	Part Number	Description		Unit	Note
	6805-HAND-07-PL	Projection From Wall: 25mm	Grey	PC	
	6809-HAND-06-PL	Projection From Wall: Adjusts 33 mm-53 mm	White	PC	
	6810-HAND-07-PL	Projection From Wall: Adjusts 33 mm-53 mm	Grey	PC	*
	6818-HAND-06-PL	Projection From Wall: 37 mm	White	PC	
	6820-HAND-07-PL (6809 SHOWN)	Projection From Wall: 37 mm	Grey	PC	

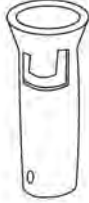
## Universal Cover Plate

	Part Number	Description	Unit	Note
	6705-UNIV-24-ST	Chrome (Steel) 40 mm x 85 mm x 2 mm	PC	*
	6712-UNIV-24-BR	Chrome (Brass) 85 mm x 85 mm x 2 mm	PC	

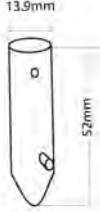
## I-Bells - Inside Mount (Chrome) For Universals With 11.9 mm/13.9 mm Pivot

	Part Number	Description	Unit	Note
	6605-HAND-24-ST	For Ø 14mm Pipe (#6933 & #6935) Ø 9.9 mm Pivot	PC	
	6610-HAND-24-ST	For Ø 15mm Pipe (#6920 & #6930) Ø 11.9 mm Pivot	PC	
	6615-HAND-24-ST (6605 SHOWN)	For Ø 15mm Pipe (#6920 & #6930) Ø 13.9 mm Pivot	PC	

## O-Bell Outside Mount (Chrome) For Universals With 13.9 mm Pivot

	Part Number	Description	Unit	Note
	6620-HAND-24-ST	For Ø 14 mm Pipe (#6933 & #6935)	PC	

## Stainless Steel Pivot - For Bells #6615, #6620

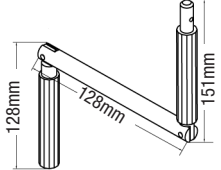
	Part Number	Description	Unit	Note
	6910-ASSY-00-SS	13.9 mm x 52 mm For Universals 6230, 6236, 6239, 6241, 6242	PC	

\* - Typically ships within 3 days  
N - New item  
! - Special order item




# CRANK ACCESSORIES

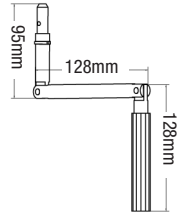
## Aluminum Handle Ø 9.9 mm Pivot / Ø 11.9 mm Pivot

	Part Number	Description	Color	Unit	Note
	6960 - HAND - 02 - AL	8" Crank Length, For Ø 14 mm Pipe	Silver	PC	*
6965 - HAND - 02 - AL	8" Crank Length, For Ø 15 mm Pipe	Silver	PC		
6966 - HAND - 07 - AL	8" Crank Length, For Ø 15 mm Pipe	Grey	PC		


## Aluminum Tube For Custom Cranks

	Part Number	Description	Color	Unit	Note
	6920 - HAND - 02 - AL	Ø 15 mm O.D. x Ø 12 mm I.D. 20ft length	Silver	FT	
6930 - HAND - 19 - AL	Ø 15 mm O.D. x Ø 12 mm I.D. 20ft length	Bronze	FT		
6933 - HAND - 02 - AL	Ø 14 mm O.D. x Ø 10 mm I.D. 20ft length	Silver	FT		
6935 - HAND - 19 - AL	Ø 14 mm O.D. x Ø 10 mm I.D. 20ft length	Bronze	FT		
6936 - HAND - 02 - AL	Ø 14 mm O.D. x Ø 10 mm I.D. 9.84 ft length	Silver	FT		
6937 - HAND - 06 - AL	Ø 14 mm O.D. x Ø 10 mm I.D. 9.84 ft length	White	FT		


## Stainless Steel Handle Ø 9.9 mm Pivot

	Part Number	Description	Color	Unit	Note
	6978 - HAND - 24 - SS	8" Crank Length, For Ø 14 mm Pipe	Silver	PC	
6979 - HAND - 24 - SS	8" Crank Length, For Ø 14 mm Pipe	Nickel Plated	PC		

## Flat Head Machine Screw For Universal Plates #6705, #6712,

	Part Number	Description	Color	Unit	Note
	6998 - BOLT - 00 - SS	5 mm x 4 mm			PC

## Roll Pin

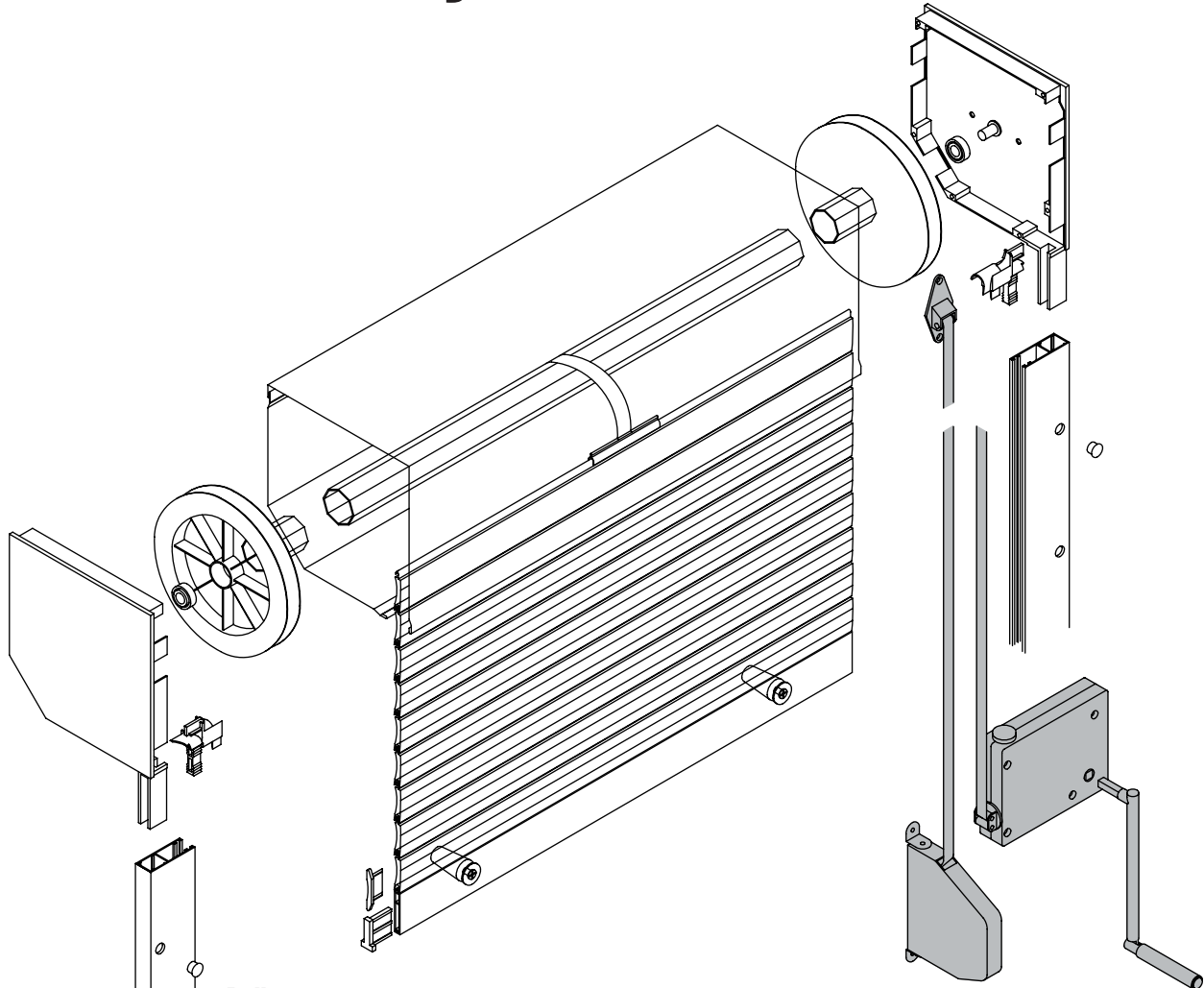
	Part Number	Description	Color	Unit	Note
	6984 - BOLT - 00 - ST	Ø 2.5 mm x 10 mm, Galvanized Steel			PC
6985 - BOLT - 00 - ST	Ø 2.5 mm x 13 mm, Galvanized Steel			PC	
6990 - BOLT - 00 - ST	Ø 4.0 mm x 14 mm, Galvanized Steel			PC	
6991 - BOLT - 00 - ST	Ø 4.0 mm x 15 mm, Galvanized Steel			PC	
6994 - BOLT - 00 - ST	Ø 4.0 mm x 18 mm, Galvanized Steel			PC	
6996 - BOLT - 00 - ST	Ø 4.0 mm x 20 mm, Galvanized Steel			PC	

\* - Typically ships within 3 days  
 N - New item  
 ! - Special order item



# Section 6

## Pulleys & Recoil Boxes



### **Pulleys**

Attach to side cap and idler insert.

### **Recoil / Crank Boxes**

Recoil and crank boxes contain the tape which attaches to the pulley and manually operates the shutter curtain. Choose a recoil box based on the mounting style, design and tape size.

### **Tape Guides**

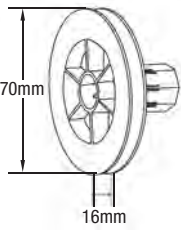
Tape guides align the recoil box tape in line with the pulley.

### **Tape**

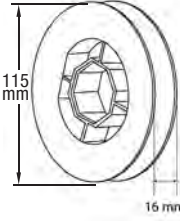
Tape is the physical operator around the pulley that turns the axle. Ensure the tape type chosen is long and strong enough to support manual operation of a shutter.

# PULLEYS

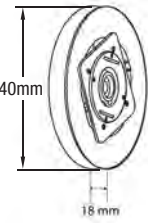
## Mini Plastic Pulleys for 40 mm Octagonal Tube and 28 mm Bearing

	Part Number	Description	Unit	Note
	7008-PULL-00-PL	Ø 80 mm	PC	
	7011-PULL-00-PL	Ø 100 mm	PC	
	7012-PULL-00-PL	Ø 115 mm	PC	
	7014-PULL-00-PL	Ø 125 mm	PC	*
	7016-PULL-00-PL	Ø 140 mm	PC	*
	7020-PULL-00-PL	Ø 155 mm	PC	
	7021-PULL-00-PL	Ø 170 mm	PC	
	7023-PULL-00-PL	Ø 190 mm	PC	
	(7008 SHOWN)			


## Mini Plastic Pulleys for 40 mm and 60 mm Octagonal Telescopic Caps #4230 And #4243

	Part Number	Description	Unit	Note	
	7025-PULL-00-PL	Ø 115 mm	PC		
	7030-PULL-00-PL	Ø 125 mm	PC		
	7035-PULL-00-PL	Ø 140 mm	PC	*	
	7040-PULL-00-PL	Ø 155 mm	PC	*	
	7045-PULL-00-PL	Ø 170 mm	PC		
	7050-PULL-00-PL	Ø 190 mm	PC		
	(7025 SHOWN)				

## 1:2 Mini Reduction Gear for 14/15 mm Tape, Requires Insert #6110, #6111 #6115, #6122 Or # 6131

	Part Number	Description	Unit	Note
	7305-PULL-00-PL	Ø 140 mm	PC	
	7310-PULL-00-PL	Ø 170 mm	PC	
	(7305 SHOWN)			


## Heroal Mini Plastic Pulleys

	Part Number	Description	Unit	Note
	7022-PULL-00-PL	Heroal Mini Plastic Pulley Ø 165 mm f/ 40 mm Oct.	PC	N
	7024-PULL-00-PL	Heroal Mini Plastic Pulley Ø 180 mm f/ 40 mm Oct.	PC	N
	(7022 SHOWN)			

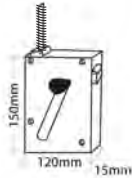
\* - Typically ships within 3 days  
 N - New item  
 ! - Special order item

# RECOIL BOXES


## Mini Recoil Boxes Center Split, Swivel Mount, With Mini Tape 15 mm X 1 mm X 5 mtr

	Part Number	Description	Unit	Note
	7433-RBOX-06-PL	White Box / Grey Patterned Tape	PC	*
	7434-RBOX-06-PL	White Box / No Tape	PC	*
	7435-RBOX-22-PL	Brown Box / Brown Tape	PC	

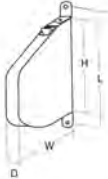
## 1:3 Mini Strap Crank Boxes - One / Two Outlets with Mini Tape 15 mm X 1 mm X 5.5 mtr

	Part Number	Description	Unit	Note
	7520-RBOX-06-PL	White Box / Grey Tape With White Edges - Two Outlets	PC	*
	7522-RBOX-22-PL	Brown Box / Brown Tape - Two Outlets	PC	
	7521-RBOX-06-PL	White Box / Grey Tape - One Outlet		*


## Mini Recoil Boxes Swivel Mount, with Mini Tape 15 mm X 1 mm X 5.5 mtr

	Part Number	Description	Unit	Note
	7415-RBOX-06-PL	White Box / Grey Tape	PC	
	7416-RBOX-22-PL	Brown Box / Brown Tape	PC	
	(7415 SHOWN)	H= 131 mm W = 118 mm D= 21 mm L = 154 mm		

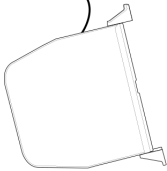
## Mini Recoil Box Swivel Mount, Without Tape

	Part Number	Description	Unit	Note
	7420-RBOX-06-PL	White Box / Without Tape H= 131 mm W = 118 mm D= 21 mm L = 154 mm	PC	*

## Mini Recoil Boxes - Swivel Mount, with Mini Tape 15 mm X 1 mm X 7 mtr

	Part Number	Description	Unit	Note
	7417-RBOX-06-PL	White Box / Grey Tape	PC	
	7418-RBOX-22-PL	Brown Box / Brown Tape	PC	
	(7417 SHOWN)	H = 146 mm W = 118 mm D = 21 mm L = 167 mm		

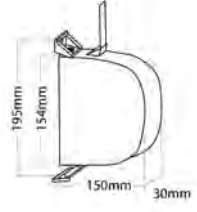
## Mini Recoil Boxes - 22 mm

	Part Number	Description	Unit	Note
	7428-RBOX-06-PL	White Box 7 m Strap	PC	N
	7431-RBOX-06-PL	White Box 5 m Strap	PC	N
	7432-RBOX-06-PL	White Box 11 m Strap	PC	
	(7428 SHOWN)			

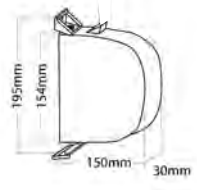
\* - Typically ships within 3 days  
 N - New item  
 ! - Special order item

# RECOIL BOXES

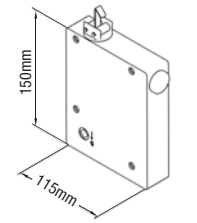
## Mini Recoil Boxes for Reduction Gear, Swivel Mount, With Mini Tape 14 mm X 1 mm X 9 mtr

	Part Number	Description	Unit	Note
	7423-RBOX-06-PL 7424-RBOX-22-PL (7423 SHOWN)	White Box / Grey Tape Brown Box / Brown Tape	PC PC	

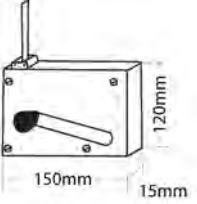
## Mini Recoil Box for Reduction Gear, Swivel Mount, Without Tape

	Part Number	Description	Unit	Note
	7425-RBOX-06-PL	White Box / Without Tape	PC	

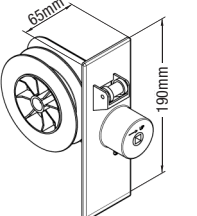
## 1:3 Mini Strap Crank Box - One Outlet without Tape

	Part Number	Description	Unit	Note
	7519-RBOX-06-PL	Without Tape	PC	

## 1 : 3 Mini Rope Crank Boxes

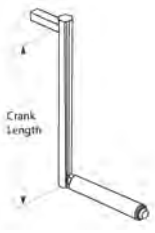
	Part Number	Description	Unit	Note
	7510-RBOX-06-PL 7512-RBOX-22-PL (7510 SHOWN)	White Box / White Rope 17 ft / 5.18 meters Brown Box / Brown Rope 17 ft / 5.18 meters	PC PC	

## 1:4 Gear Recess Mount Without Tape

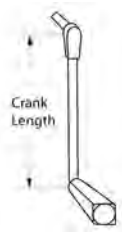
	Part Number	Description	Unit	Note
	7525-RBOX-06-ST	Flush Fit, White Without Tape	PC	

# CRANKS

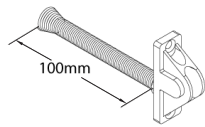
## Crank Handles Spring Loaded - Chrome For #7510, #7512, #7519,#7520 & #7522

	Part Number	Description	Color	Unit	Note
	7534 - HAND - 24 - ST	Crank Length = 140 mm	Chrome-White	PC	
	7535 - HAND - 24 - ST	Crank Length = 180 mm	Chrome-Black	PC	*
	7536 - HAND - 24 - ST	Crank Length = 180 mm	Chrome-White	PC	*

## Crank Handles - Rigid Chrome For #7510, #7512, #7519,#7520 & #7522

	Part Number	Description	Unit	Note
	7530 - HAND - 24 - ST	Crank Length = 130 mm Chrome-Black	PC	
	7531 - HAND - 24 - ST	Crank Length = 170 mm Chrome-Black	PC	

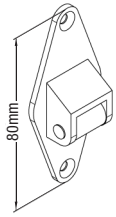
## Rope Guides

	Part Number	Description	Unit	Note
	7439 - RBOX - 06 - PL	For #7510 White	PC	
	7440 - RBOX - 22 - PL (7439 SHOWN)	For #7512 Brown	PC	


\* - Typically ships within 3 days  
 N - New item  
 ! - Special order item

# GUIDES

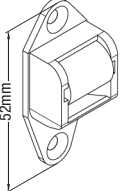
## Mini Tape Guides for 14 / 15 mm Tape Diamond Shape

	Part Number	Description	Color	Unit	Note
		7614-GUID-06-PL 7617-GUID-22-PL	With Brush & PVC Roll With Brush & PVC Roll	White Dark Brown	PC PC

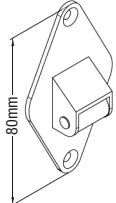
## Mini Tape Guides for Side Caps

	Part Number	Description	Color	Unit	Note
		7630-GUID-06-PL 7631-GUID-22-PL	With Brush & Nylon Roll With Brush & Nylon Roll	White Dark Brown	PC PC

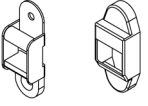
## Mini Tape Guides for 14 / 15 mm Tape

	Part Number	Description	Color	Unit	Note
		7600-GUID-06-PL 7601-GUID-06-PL	With Brush & Iron Roll With Brush & PVC Roll	White White	PC PC

## Mini Tape Guide for 14 / 15 mm Tape King Type

	Part Number	Description	Color	Unit	Note
		7620-GUID-06-PL	With Brush & Needle Bearings	White	PC


## Mini Tape Guides for 14 / 15 mm Tape with Snap-On Cover

 guide      cover	Part Number	Description	Color	Unit	Note
		7625-GUID-06-PL 7626-GUID-22-PL (7625 SHOWN)	With Brush & PVC Roll With Brush & PVC Roll	White Dark Brown	PC PC


\* - Typically ships within 3 days  
N - New item  
! - Special order item




### Mini Tape - Polypropylene: 14 mm X 1.2 mm

 Roll = 165ft.	Part Number	Description	Unit	Note
	7700-TAPE-06-PL	White	FT	
	7705-TAPE-07-PL	Grey (Silver)	FT	
	7710-TAPE-22-PL	Brown	FT	
	7720-TAPE-04-PL	Cream with White Edge	FT	


### Mini Tape - Polypropylene: 15 mm X 1.2 mm

 Roll = 165ft.	Part Number	Description	Unit	Note
	7715-TAPE-06-PL	White with Black Dots	FT	
	7718-TAPE-07-PL	Grey with White Edge	FT	

### Micro Tape - Polypropylene: 10 mm X 1.2 mm

 Roll = 165ft.	Part Number	Description	Unit	Note
	7725-TAPE-07-PL	Silver / Grey Tape	FT	
	7726-TAPE-22-PL	Brown Tape	FT	

### Maxi Tape - Polypropylene: 25 mm X 1.0 mm

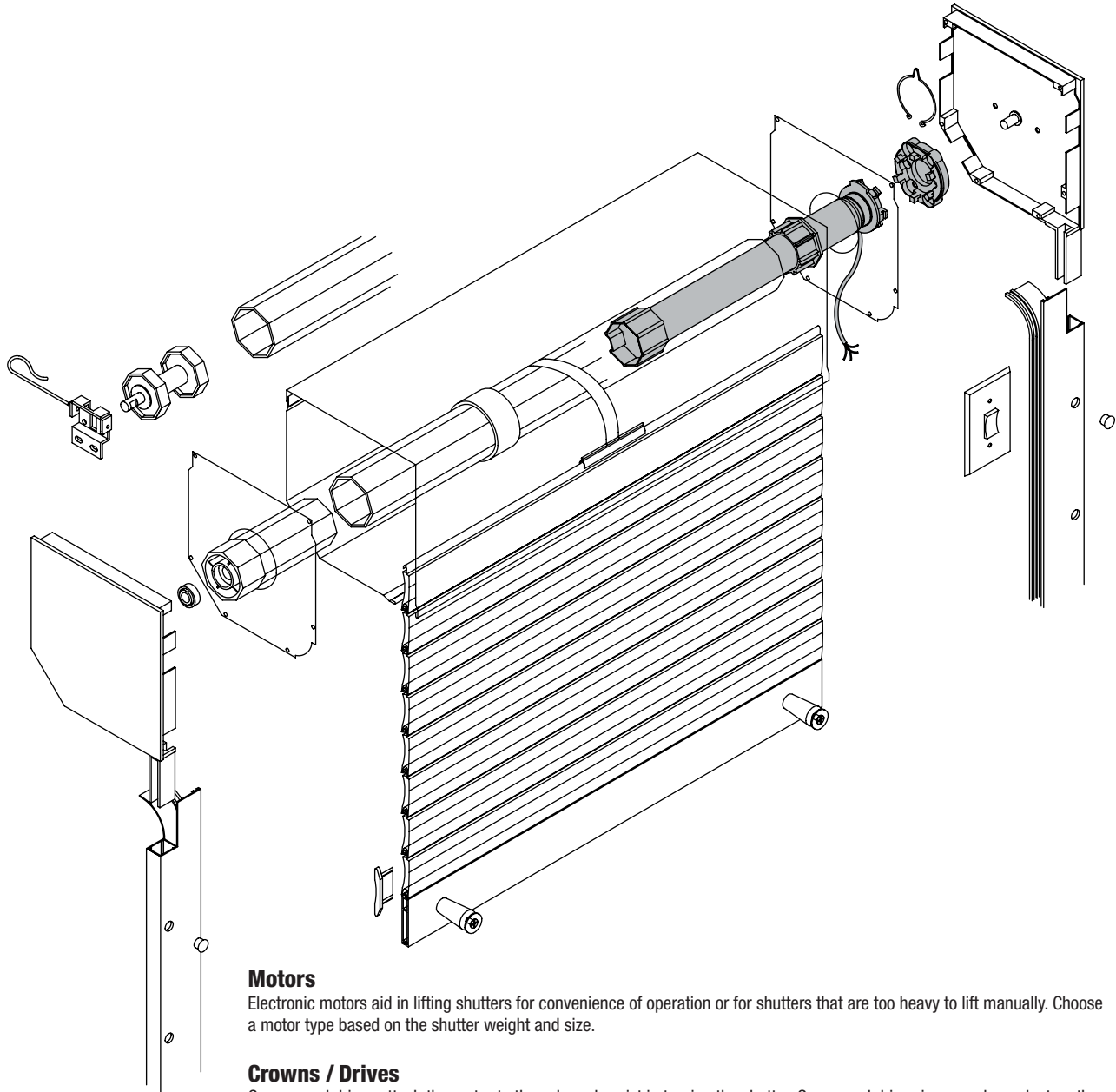
 Roll = 165ft.	Part Number	Description	Unit	Note
	7760-TAPE-07-PL	Cream	FT	

\* - Typically ships within 3 days  
 N - New item  
 ! - Special order item



# Section 7

## Motors & Accessories



### **Motors**

Electronic motors aid in lifting shutters for convenience of operation or for shutters that are too heavy to lift manually. Choose a motor type based on the shutter weight and size.

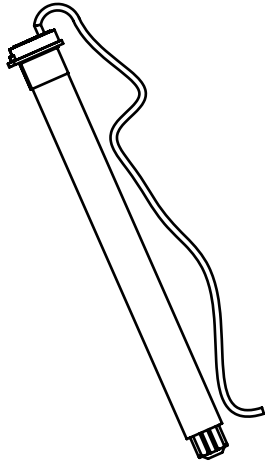
### **Crowns / Drives**

Crowns and drives attach the motor to the axle and assist in turning the shutter. Crown and drive sizes are dependent on the size of the motor and axle.

### **Mounting Brackets**

Mount the shutter to the building fascia.

# SOMFY MOTORS



## Somfy LT50 Motors

Part Number	Description	Unit	Note
8005-MOTO-00-ST	510R2 ELC*: 39 lbs / 60 mm Octagonal Tube, 40% SF.14 rpm	PC	
8008-MOTO-00-ST	515A2 ELC*: 58 lbs / 60 mm Octagonal Tube, 40% SF.20 rpm	PC	
8010-MOTO-00-ST	520R2 ELC*: 77 lbs / 60 mm Octagonal Tube, 40% SF.14 rpm	PC	
8015-MOTO-00-ST	525A2 ELC*: 97 lbs / 60 mm Octagonal Tube, 40% SF.20 rpm	PC	*
8020-MOTO-00-ST	530R2 ELC*: 117 lbs / 60 mm Octagonal Tube, 40% SF.14 rpm	PC	
8029-MOTO-00-ST	535A2 ELC*: 136 lbs / 60 mm Octagonal Tube, 40% SF.20 rpm	PC	
8034-MOTO-00-ST	540R2 ELC*: 156 lbs / 60 mm Octagonal Tube, 40% SF.14 rpm	PC	
8038-MOTO-00-ST	550R2 ELC*: 195 lbs / 60 mm Octagonal Tube, 40% SF.14 rpm	PC	

## Somfy Altus 50 RTS - Radio Technology with Electronic Limit Switch

Part Number	Description	Unit	Note
8019-MOTO-00-ST	525A2 ALTUS RTS ELC*: 97 lbs / 60 mm Oct. Tube, 20 rpm	PC	*
8023-MOTO-00-ST	530R2 ALTUS RTS ELC*:117 lbs / 60 mm Oct. Tube, 14 rpm	PC	*
8024-MOTO-00-ST	535A2 ALTUS RTS ELC*:136 lbs / 60 mm Oct. Tube, 20 rpm	PC	
8022-MOTO-00-ST	540R2 ALTUS RTS ELC*:156 lbs / 60 mm Oct. Tube, 14 rpm	PC	
8039-MOTO-00-ST	550R2 ALTUS RTS ELC*:195 lbs / 60 mm Oct. Tube, 14 rpm	PC	

## Somfy LT60 Motors

Part Number	Description	Unit	Note
8045-MOTO-LT-60	660R2 ELC*: 212 lbs / 70 mm Octagonal Tube, 40% SF.14 rpm	PC	
8047-MOTO-LT-60	680R2 ELC*: 280 lbs / 70 mm Octagonal Tube, 40% SF.14 rpm	PC	
8049-MOTO-LT-60	6100R2 ELC*: 352 lbs / 70 mm Octagonal Tube, 40% SF.14 rpm	PC	

## Somfy Altus 60 RTS - Radio Technology with Electronic Limit Switch

Part Number	Description	Unit	Note
8013-MOTO-00-ST	660R2 ALTUS RTS ELC*: 212 lbs / 70 mm Oct. Tube, 14 rpm	PC	
8041-MOTO-00-ST	680R2 ALTUS RTS ELC*: 280 lbs / 70 mm Oct. Tube, 14 rpm	PC	
8044-MOTO-00-ST	6100R2 ALTUS RTS ELC*: 352 lbs / 70 mm Oct. Tube, 14 rpm	PC	

## Somfy 500 Series Sunea RTS CMO Motors

Part Number	Description	Unit	Note
8106-MOTO-00-ST	525 A2 Sunea RTS CMO with 18" Fast Connector (Male)	PC	N
8108-MOTO-00-ST	535 A2 Sunea RTS CMO with 18" Fast Connector (Male)	PC	N
8112-MOTO-00-ST	550 A2 Sunea RTS CMO with 18" Fast Connector (Male)	PC	N

\*Effective Lifting Capacity

- \* - Typically ships within 3 days
- N - New item
- ! - Special order item

# SOMFY MOTORS

## Somfy LT50 RTS CMO - Radio Technology (Manual Override)

Part Number	Description	Unit	Note
8016-MOTO-00-ST	525A2 RTS CMO ELC*: 97 lbs / 60 mm Oct. Tube, 20 rpm	PC	*
8028-MOTO-00-ST	530R2 RTS CMO ELC*: 117 lbs / 60 mm Oct. Tube, 14 rpm	PC	*
8026-MOTO-00-ST	535A2 RTS CMO ELC*: 136 lbs / 60 mm Oct. Tube, 20 rpm	PC	*
8031-MOTO-00-ST	540R2 RTS CMO ELC*: 156 lbs / 60 mm Oct. Tube, 14 rpm	PC	
8032-MOTO-00-ST	550R2 RTS CMO ELC*: 195 lbs / 60 mm Oct. Tube, 14 rpm	PC	

## Somfy LT50 CMO Motors

Part Number	Description	Unit	Note
8017-MOTO-00-ST	525A2 CMO ELC*: 97 lbs / 60 mm Oct. Tube, 40% SF.20 rpm	PC	*
8025-MOTO-00-ST	530R2 CMO ELC*: 117 lbs / 60 mm Oct. Tube, 40% SF.14 rpm	PC	
8030-MOTO-00-ST	535A2 CMO ELC*: 136 lbs / 60 mm Oct. Tube, 40% SF.20 rpm	PC	
8036-MOTO-00-ST	540R2 CMO ELC*: 156 lbs / 60 mm Oct. Tube, 40% SF.14 rpm	PC	
8040-MOTO-00-ST	550R2 CMO ELC*: 195 lbs / 60 mm Oct. Tube, 40% SF.14 rpm	PC	*

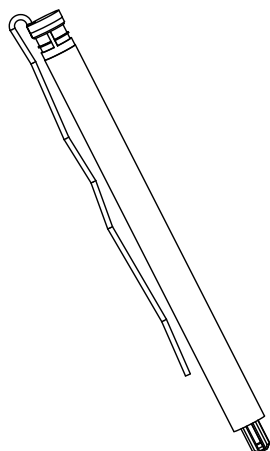
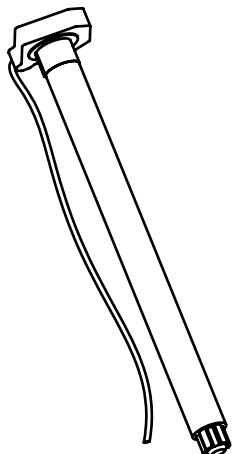
## Somfy LT60 CMO Motors

Part Number	Description	Unit	Note
8046-MOTO-LT-60	660R2 CMO ELC*: 212 lbs / 70 mm Oct. Tube, 14 rpm	PC	
8048-MOTO-LT-60	680R2 CMO ELC*: 280 lbs / 70 mm Oct. Tube, 14 rpm	PC	
8050-MOTO-LT-60	6100R2 CMO ELC*: 352 lbs / 70 mm Oct. Tube, 14 rpm	PC	

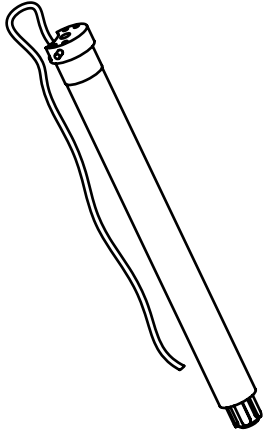
## Somfy LS40 Tubular Electric Motors

Part Number	Description	Unit	Note
8011-MOTO-00-ST	409R2 ELC*: 59 lbs / 40 mm Round or 40 mm Oct / 16 rpm	PC	
8003-MOTO-00-ST	412R2 ELC*: 79 lbs / 40 mm Round or 40 mm Oct / 8 rpm	PC	
8001-MOTO-00-ST	409R2 Altus RTS ELC*: 59 lbs / 40 mm Round or 40 mm Oct / 16 rpm	PC	

\* - Typically ships within 3 days  
 N - New item  
 ! - Special order item



# SIMU MOTORS - REGULAR



## Simu Type 5 Standard Motors

Part Number	Description	Unit	Note
8063-MOTO-00-ST	510/12 ELC*: 38 lbs / 60 mm Octagonal Tube, 40% SF.12 rpm	PC	!
8064-MOTO-00-ST	515/18 ELC*: 58 lbs / 60 mm Octagonal Tube, 40% SF.18 rpm	PC	!
8070-MOTO-00-ST	520/12 ELC*: 77 lbs / 60 mm Octagonal Tube, 40% SF.12 rpm	PC	!
8066-MOTO-00-ST	525/18 ELC*: 97 lbs / 60 mm Octagonal Tube, 40% SF.18 rpm	PC	!
8080-MOTO-00-ST	530/12 ELC*: 117 lbs / 60 mm Octagonal Tube, 40% SF.12 rpm	PC	!
8090-MOTO-00-ST	535/18 ELC*: 136 lbs / 60 mm Octagonal Tube, 40% SF.18 rpm	PC	!
8095-MOTO-00-ST	540/12 ELC*: 155 lbs / 60 mm Octagonal Tube, 40% SF.12 rpm	PC	!
8099-MOTO-00-ST	550/12 ELC*: 194 lbs / 60 mm Octagonal Tube, 40% SF.12 rpm	PC	!

## Simu - Type 5 Radio Hz - 02 Plus Operators

Part Number	Description	Unit	Note
8077-MOTO-00-ST	505/35 HZ ELC*: 20 lbs / 60 mm Oct. Tube, 40% SF.35 rpm	PC	!
8078-MOTO-00-ST	510/35 HZ ELC*: 38 lbs / 60 mm Oct. Tube, 40% SF.35 rpm	PC	!
8072-MOTO-00-ST	515/18 HZ ELC*: 58 lbs / 60 mm Oct. Tube, 40% SF.18 rpm	PC	!
8073-MOTO-00-ST	525/18 HZ ELC*: 97 lbs / 60 mm Oct. Tube, 40% SF.18 rpm	PC	!
8074-MOTO-00-ST	530/12 HZ ELC*: 117 lbs / 60 mm Oct. Tube, 40% SF.12 rpm	PC	!
8075-MOTO-00-ST	535/18 HZ ELC*: 136 lbs / 60 mm Oct. Tube, 40% SF.18 rpm	PC	!
8076-MOTO-00-ST	550/12 HZ ELC*: 194 lbs / 60 mm Oct. Tube, 40% SF.12 rpm	PC	!
8089-MOTO-00-ST	520/12 HZ ELC*: 77 lbs / 60 mm Oct. Tube, 40% SF.12 rpm	PC	N!

## Simu Type 6 Standard Motors

Part Number	Description	Unit	Note
8111-MOTO-00-ST	660/14 ELC*: 212 lbs / 70 mm Oct. Tube, 40% SF.14 rpm	PC	!
8113-MOTO-00-ST	680/14 ELC*: 281 lbs / 70 mm Oct. Tube, 40% SF.14 rpm	PC	!
8118-MOTO-00-ST	6100/14 ELC*: 352 lbs / 70 mm Oct. Tube, 40% SF.14 rpm	PC	!

## Simu Type 6 Radio Hz - 02 Plus Operators

Part Number	Description	Unit	Note
8145-MOTO-00-ST	660/14 HZ ELC*: 212 lbs / 70 mm Oct. Tube, 40% SF. 14 rpm	PC	!
8146-MOTO-00-ST	680/14 HZ ELC*: 281 lbs / 70 mm Oct. Tube, 40% SF. 35 rpm	PC	!
8147-MOTO-00-ST	6100/14 HZ ELC*: 352 lbs / 70 mm Oct. Tube, 40% SF. 18 rpm	PC	!

## Simu Type 5 DC Operators (Low Voltage Motors: 12 V and 24 V)

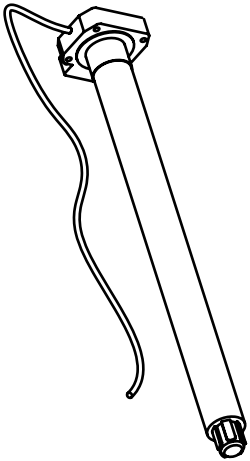
Part Number	Description	Unit	Note
8079-MOTO-00-ST	Type 5 DC Operator T5 15 Nm 15 rpm 12 V	PC	!
8107-MOTO-00-ST	Type 5 DC Operator T5 35 Nm 7 rpm 12 V	PC	!
8112-MOTO-00-ST	Type 5 DC Operator T5 15 Nm 15 rpm 24 V	PC	!

## Simu Type 3.5 DCE Hz Operator AUTOSUN

Part Number	Description	Unit	Note
8092-MOTO-00-ST	AUTOSUN 10Nm 12 rpm 12 V + Battery + Solar Panel	PC	!

\* - Typically ships within 3 days  
 N - New item  
 ! - Special order item

# SIMU MOTORS - DMI



## Simu Tubular Type 5 Override Operators

Part Number	Description	Unit	Note
8061-MOTO-00-ST	510 DMI ELC*: 38 lbs / 60 mm Oct. Tube, 40% SF.12 rpm	PC	!
8065-MOTO-00-ST	515 DMI ELC*: 58 lbs / 60 mm Oct. Tube, 40% SF.18 rpm	PC	!
8071-MOTO-00-ST	520 DMI ELC*: 77 lbs / 60 mm Oct. Tube, 40% SF.12 rpm	PC	!
8067-MOTO-00-ST	525 DMI ELC*: 97 lbs / 60 mm Oct. Tube, 40% SF.18 rpm	PC	!
8081-MOTO-00-ST	530 DMI ELC*: 117 lbs / 60 mm Oct. Tube, 40% SF.12 rpm	PC	!
8091-MOTO-00-ST	535 DMI ELC*: 136 lbs / 60 mm Oct. Tube, 40% SF.18 rpm	PC	!
8096-MOTO-00-ST	540 DMI ELC*: 155 lbs / 60 mm Oct. Tube, 40% SF.12 rpm	PC	!
8100-MOTO-00-ST	550 DMI ELC*: 194 lbs / 60 mm Oct. Tube, 40% SF.12 rpm	PC	!

## Simu Type 5 Radio Hz Override Operators

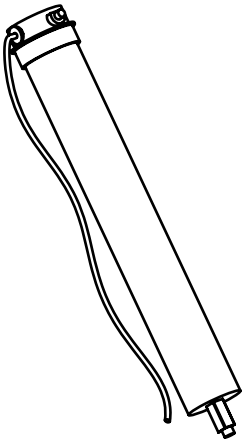
Part Number	Description	Unit	Note
8082-MOTO-00-ST	515 DMI HZ ELC*: 58 lbs / 60 mm Oct. Tube, 40% SF.18 rpm	PC	!
8087-MOTO-00-ST	525 DMI HZ ELC*: 97 lbs / 60 mm Oct. Tube, 40% SF.18 rpm	PC	!
8083-MOTO-00-ST	530 DMI HZ ELC*: 117 lbs / 60 mm Oct. Tube, 40% SF.12 rpm	PC	!
8084-MOTO-00-ST	535 DMI HZ ELC*: 136 lbs / 60 mm Oct. Tube, 40% SF.18 rpm	PC	!
8085-MOTO-00-ST	550 DMI HZ ELC*: 194 lbs / 60 mm Oct. Tube, 40% SF.12 rpm	PC	!

## Simu Type 6 Override Operators

Part Number	Description	Unit	Note
8101-MOTO-00-ST	660 DMI ELC*: 212 lbs / 70 mm Oct. Tube, 40% SF.14 rpm	PC	!
8116-MOTO-00-ST	680 DMI ELC*: 281 lbs / 70 mm Oct. Tube, 40% SF.14 rpm	PC	!
8119-MOTO-00-ST	6100 DMI ELC*: 352 lbs / 70 mm Oct. Tube, 40% SF.14 rpm	PC	!

## Simu Type 6 Radio Hz Override Operators

Part Number	Description	Unit	Note
8148-MOTO-00-ST	660DMI HZ ELC*: 212 lbs / 70 mm Oct. Tube, 40% SF.14 rpm	PC	
8149-MOTO-00-ST	680DMI HZ ELC*: 281 lbs / 70 mm Oct. Tube, 40% SF.14 rpm	PC	
8150-MOTO-00-ST	6100DMI HZ ELC*: 352 lbs / 70 mm Oct. Tube, 40% SF.14 rpm	PC	

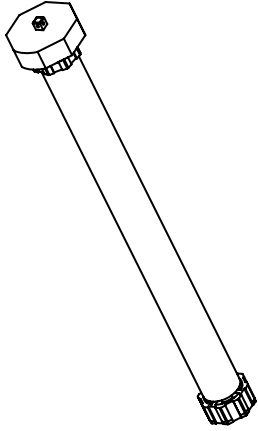


## T8 - Heavy Duty Tubular Motor

Part Number	Description	Unit	Note
8069-MOTO-00-ST	Standard T8 Operator, 200Nm, 120 V, 10 rpm, 94 mm ID	PC	!
8068-MOTO-00-ST	DMI T8 Operator, 200Nm, 120 V, 10 rpm, 94 mm ID	PC	!
8097-MOTO-00-ST	T8 200 Tubular 200 Nm, 10 rpm, 94 mm ID	PC	N !
8098-MOTO-00-ST	T8 DMI Tubular 200 Nm, 10 rpm, 94 mm ID	PC	N !

\* - Typically ships within 3 days  
 N - New item  
 ! - Special order item

# ROLLAC MOTORS



## Rollac Tubular Electric 50 NM Series Motors (Crown, Drive Included)

Part Number	Description	Unit	Note
8161-MOTO-00-ST	550 Manual Override ELC 195 lbs / 60 mm / 14% / rpm 13	PC	*
8164-MOTO-00-ST	550 Radio Override ELC 195 lbs / 60 mm / 14% / rpm 13 w/Remote	PC	*

## Rollac Tubular Electric 100 NM Series Motors (Crown, Drive, and Included)


Part Number	Description	Unit	Note
8166-MOTO-00-ST	6100 Manual Override ELC 352 lbs / 70mm / 14% / rpm 12	PC	*
8168-MOTO-00-ST	6100 Radio Override ELC 352 lbs / 70 mm / 14% / rpm 12 w/Remote	PC	*

\* - Typically ships within 3 days  
N - New item  
! - Special order item

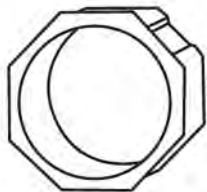


# SOMFY / SIMU CROWNS & DRIVES


## Somfy and Simu Crowns and Drives - 2.375"

	Part Number	Description	Unit	Note
	8223-ADAP-00-XX 8224-ADAP-00-XX (8223 SHOWN)	CROWN - For LT50/500 Series 60 mm Octagonal Tube DRIVE - For LT50/500 Series 60 mm Octagonal Tube	PC PC	* *


## Somfy and Simu Crowns - 2.75"

	Part Number	Description	Unit	Note
	8228-ADAP-00-XX 8233-ADAP-LT-60 (8233 SHOWN)	CROWN - For LT50/500 Series 70 mm Octagonal Tube CROWN - For LT60/600 Series 70 mm Octagonal Tube	PC PC	


## Somfy and Simu Crowns and Drives - 2.5"

	Part Number	Description	Unit	Note
	8204-ADAP-00-XX 8205-ADAP-00-XX (8204 SHOWN)	CROWN - FOR LT50/500 Series 63 mm Round Tube DRIVE - FOR LT50/60 500/600 63 mm Round Tube	PC PC	

## Somfy and Simu Crowns and Drives - 2.75"

	Part Number	Description	Unit	Note
	8208-ADAP-00-XX 8209-ADAP-00-XX 8210-ADAP-00-XX 8216-ADAP-00-XX (8216 SHOWN)	CROWN - FOR LT50/500 Series 70 mm Round Tube DRIVE - FOR LT50/60 500/600 70 mm Round Tube CROWN - FOR LT60/600 Series 70 mm Round Tube DRIVE - DS78/R FOR LT60/ 600 78 mm Round Awning Tube	PC PC PC PC	


## Somfy Crowns & Drives for 400 Series Motors

	Part Number	Description	Unit	Note
	8240-ADAP-00-XX 8241-ADAP-00-XX 8242-ADAP-00-XX 8243-ADAP-00-XX (8240 SHOWN)	Crown for 40 mm Octagonal Tube Drive for 40 mm Octagonal Tube Crown for 40 mm Round Tube Drive for 40 mm Round Tube	PC PC PC PC	


\* - Typically ships within 3 days  
N - New item  
! - Special order item

# SOMFY / SIMU CROWNS & DRIVES


## Somfy and Simu Drives - 2.75"

	Part Number	Description	Unit	Note
	8234-ADAP-LT-60	DRIVE - For LT50/60 500/600 70 mm Octagonal Tube	PC	*
	8235-ADAP-LT-AL (8235 SHOWN)	DRIVE - For LT50/60 500/600 70 mm Oct. Tube (ALUM)	PC	*

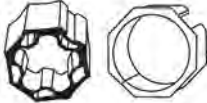
## Somfy and Simu Crowns and Drives - 3.5"

	Part Number	Description	Unit	Note
	8246-ADAP-00-XX	DRIVE - For LT50/60 500/600 89 mm Round Tube	PC	

## Somfy and Simu Crowns and Drives - 4.0"

	Part Number	Description	Unit	Note
	8249-ADAP-00-XX	CROWN - For LT60/ 600 Series 100 mm Round Tube	PC	
	8250-ADAP-00-XX (8249 SHOWN)	DRIVE - For LT60/ 600 Series 100 mm Round Tube	PC	


## Selve Crown and Drive Kit - 2.0 For 50 mm Octagonal Selve Tube

	Part Number	Description	Unit	Note
	8264-ADAP-00-XX	For LT50/ 500 Series Motor	PC	

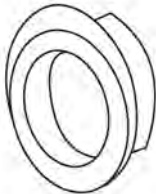
\* - Typically ships within 3 days  
 N - New item  
 ! - Special order item

# CROWNS & DRIVES


## Somfy and Simu Crowns and Drives - DS 78

	Part Number	Description	Unit	Note
	8198-ADAP-00-XX	CROWN - FOR LT50/500 Series 78 mm Round Awning Tube	PC	
	8215-ADAP-00-XX	CROWN - FOR LT60/600 Series 78 mm Round Awning Tube	PC	
	8199-ADAP-00-XX (8199 SHOWN)	DRIVE - FOR LT50/60 500/600 78 mm Round Awning Tube	PC	

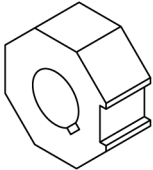
## Somfy and Simu Crowns and Drives - P 72

	Part Number	Description	Unit	Note
	8197-ADAP-00-XX (8200 SHOWN)	CROWN - FOR LT60/600 Series 72 mm Round Awning Tube	PC	

## Somfy and Simu Drive - 2.0"

	Part Number	Description	Unit	Note
	8195-ADAP-00-XX	DRIVE - FOR LT50/500 Series (Soft Clip) 50 mm Round Tube	PC	

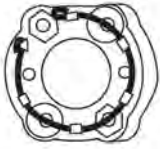
## Rollac Crowns, Drives, and Bracket

	Part Number	Description	Unit	Note
	8175-ADAP-00-PL	Plastic Crown Cap f/D-Motor to enlarge from 60 mm to 70 mm	PC	
	8176-ADAP-00-PL	Plastic Drive Adaptor f/series 45 and 59 to 70 mm Axle	PC	
	8177-BRCK-00-ST	10mm Bracket f/Reg Motors	PC	
	8178-ADAP-00-AL (8178 SHOWN)	Aluminum Drive Adaptor f/70 mm Oct for D-Motor	PC	


\* - Typically ships within 3 days  
 N - New item  
 ! - Special order item

# MOTOR BRACKETS

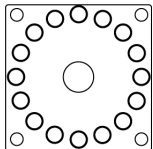
## Somfy Motor Brackets for Standard and Standard RTS

	Part Number	Description	Unit	Note
	8311-BRCK-LT-60	Universal Motor Bracket With Spring Ring LT50 LT60	PC	*
	8316-BRCK-00-ST	For BK-45 250S (10") & 300S (12") Side Cap 4" x 4"	PC	
	8326-BRCK-00-ST	"HA" Plate With Motor Bracket For LT50 And LT60	PC	
	8330-BRCK-00-ST	Spring Ring Used With All Brackets For LT50 & LT60	PC	
	(8311 SHOWN)			


## T8 Drive, Bracket, Idler

	Part Number	Description	Unit	Note
	8279-ADAP-00-XX	T8 94 mm Round Drive	PC	
	8370-BRCK-00-ST	T8 Bracket Angle 2 Pc Set	PC	
	8259-SWIT-00-XX	94 mm Idler Insert	PC	
	8202-ADAP-00-XX	T8 97mm Adapter Set	PC	
	(8259 SHOWN)			


## Operator Bracket Type DMI Override for Simu

	Part Number	Description	Unit	Note
	8351-BRCK-00-ST	DMI Bracket 100 mm x 100 mm	PC	

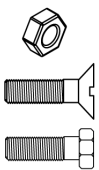
## Somfy Sunea RTS CMO Universal Bracket

	Part Number	Description	Unit	Note
	8346-BRCK-00-ST		PC	

## Connecting Sleeve

	Part Number	Description	Unit	Note
	8055-ACCE-00-ST	7 mm Hexagon To 8 mm Square Rod	PC	
	8056-ACCE-00-ST	For 8 mm Square Rod	PC	

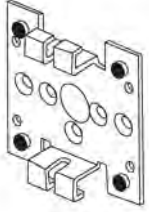
## Stainless Steel M6 Nut and Bolt For CMO and DMI Motor

	Part Number	Description	Unit	Note
	8059-ACCE-00-ST	M6-1.0 Hex Nut	PC	
	8054-ACCE-00-ST	M6-1.0 x 25 Hex Cap Screw	PC	
	8058-ACCE-00-ST	M6-1.0 x 25 Flat Phil Screw	PC	


\* - Typically ships within 3 days  
 N - New item  
 ! - Special order item

# BRACKETS

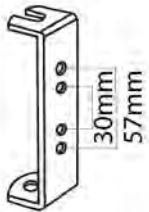
## Special Bracket for Sidecaps for Simu

	Part Number	Description	Unit	Note
	8356-BRCK-00-ST	For 500 Series Motors, Dimensions: 3.5" x 3.5"	PC	

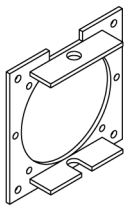
## Special Bracket for BK- 45 250/S (10") & BK- 45 300/S (12") Sidecaps for Simu

	Part Number	Description	Unit	Note
	8358-BRCK-00-ST	For 500 Series Motors, Dimensions: 4.0" x 4.0"	PC	


## U - Bracket

	Part Number	Description	Unit	Note
	8362-BRCK-00-ST 8352-BRCK-00-ST (8362 SHOWN)	For 600 Series Motors For 500 Series Motors, With Holes 30 mm Apart	PC PC	

## Special Bracket For BK- 45 250/S (10") & BK- 45 300/S (12") Sidecaps for Simu

	Part Number	Description	Unit	Note
	8364-BRCK-00-ST	For 600 Series Motors Dimensions: 4" x 4"	PC	

## Idler End Cap, Heavy Duty and Support Bracket for T-8 Motors

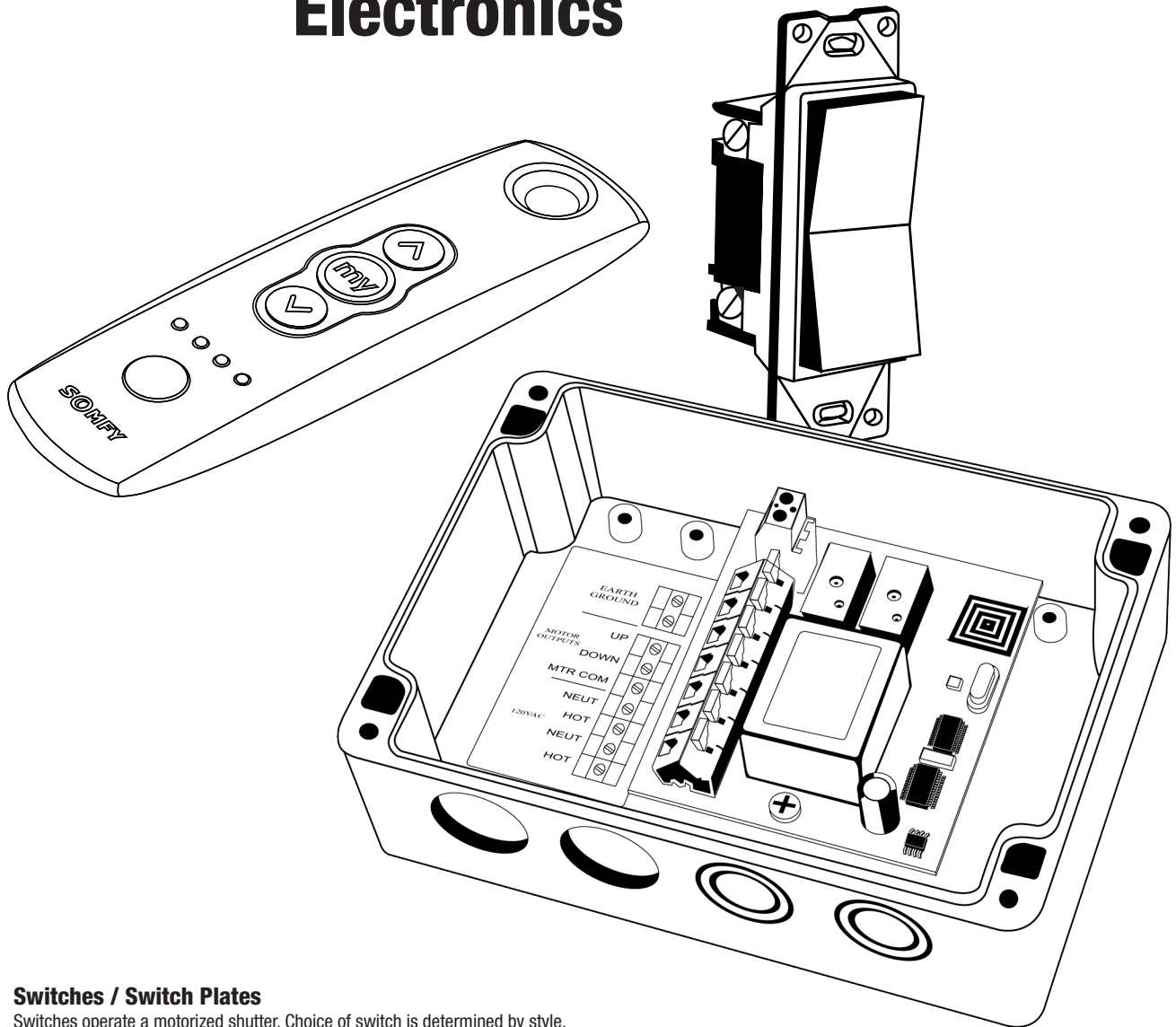
	Part Number	Description	Unit	Note
	8325-BRCK-00-ST 8366-BRCK-00-ST	Support Bracket For Idler End Cap T8S DMI Operator Bracket	PC PC	N

\* - Typically ships within 3 days  
N - New item  
! - Special order item



# Section 8

## Electronics



### Switches / Switch Plates

Switches operate a motorized shutter. Choice of switch is determined by style.

### Transmitters

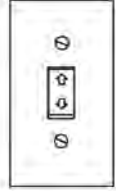
Transmitters remotely operate shutters. Transmitters are capable of operating a single shutter as well as multiple shutters.

### Control Systems

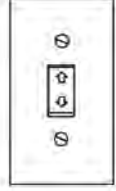
Control systems assign individual shutter motors to a transmitter. These can be assigned to work individually or have all of the shutters operate at once.

# SWITCHES / SWITCH PLATES


## Rocker Switches - Maintained 3 Fixed Positions

	Part Number	Description	Color	Unit	Note
	8402-SWIT-06-XX	Single Pole With Standard Plate	White	PC	*
	8403-SWIT-06-XX	Double Pole With Standard Plate	White	PC	*


## Rocker Switches - Momentary with Spring Return Position

	Part Number	Description	Color	Unit	Note
	8401-SWIT-06-XX	Double Pole With Standard Plate	White	PC	*
	8404-SWIT-06-XX	Single Pole With Standard Plate	White	PC	*

## Rocker Switch Plates

	Part Number	Description	Color	Unit	Note
	8419-SWIT-06-XX	1-Gang, 1 Vertical Cut-Out	White	PC	
	8421-SWIT-06-XX	2-Gang, 2 Vertical Cut-Outs	White	PC	
	8423-SWIT-06-XX	3-Gang, 3 Vertical Cut-Outs	White	PC	
	8424-SWIT-06-XX	4-Gang, 4 Vertical Cut-Outs	White	PC	
	8425-SWIT-06-XX	5-Gang, 5 Vertical Cut-Outs	White	PC	
	8419 SHOWN				

## Paddle Switches

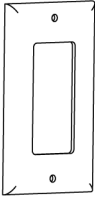
	Part Number	Description	Color	Unit	Note
	8680-SWIT-04-XX	Maintained Decorator	Ivory	PC	*
	8681-SWIT-06-XX	Maintained Decorator	White	PC	*
	8682-SWIT-04-XX	Momentary Decorator	Ivory	PC	*
	8683-SWIT-06-XX	Momentary Decorator	White	PC	*
	8692-SWIT-06-XX	Maintained Double Pole Double Throw	White	PC	
	8693-SWIT-04-XX	Maintained Double Pole Double Throw	Ivory	PC	

\* - Typically ships within 3 days  
 N - New item  
 ! - Special order item




# SWITCHES / SWITCH PLATES

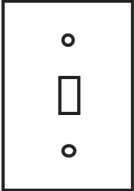
## Paddle Switch Plates

	Part Number	Description	Color	Unit	Note
	8684-SWIT-04-XX	Decorator 1-Gang, 1-Cut-Out	Ivory	PC	
	8685-SWIT-06-XX	Decorator 1-Gang, 1-Cut-Out	White	PC	
	8686-SWIT-04-XX	Decorator 2-Gang, 2-Cut-Outs	Ivory	PC	
	8687-SWIT-06-XX	Decorator 2-Gang, 2-Cut-Outs	White	PC	
	8685 SHOWN				

## Decorator Toggle Switches - Single Pole, Double Throw

	Part Number	Description	Color	Unit	Note
	8380-SWIT-04-XX	Maintained Switch	Ivory	PC	*
	8381-SWIT-06-XX	Maintained Switch	White	PC	*
	8385-SWIT-04-XX	Momentary Switch	Ivory	PC	*
	8386-SWIT-06-XX	Momentary Switch	White	PC	*

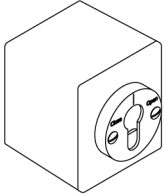
## Decorator Toggle Switch Plates

	Part Number	Description	Color	Unit	Note
	8517-SWIT-04-PL	1-Gang, 1 Cut-Out (Plastic)	Ivory	PC	
	8518-SWIT-06-PL	1-Gang, 1 Cut-Out (Plastic)	White	PC	


\* - Typically ships within 3 days  
 N - New item  
 ! - Special order item

# SWITCHES


## High Security Key Switches

	Part Number	Description	Unit	Note
	8461-SWIT-02-XX	Heavy Duty Maintained (For Outdoor Use With Rain Cover)	PC	
	8462-SWIT-07-XX	Heavy Duty Momentary (For Outdoor Use With Rain Cover)	PC	
	8463-SWIT-07-XX	Heavy Duty Momentary (For Outdoor Use Without Rain Cover)	PC	
	8460-SWIT-02-XX	Rain Cover For Outdoor Key Switch #8461 & #8462	PC	
	8464-SWIT-14-XX	Momentary Flush Mount ( Need Core Drill For Installation)	PC	
	8475-SWIT-24-ST	Cylinder; Keyed Alike, Three Keys Included	PC	
	8476-SWIT-24-ST (8462 SHOWN)	Cylinder; Keyed Different, Three Keys Included	PC	

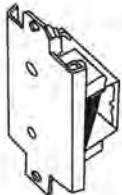
## Indoor Key Switches

	Part Number	Description	Unit	Note
	8452-SWIT-24-XX	Heavy Duty Momentary Ivory Plate & Chrome Lock	PC	!
	8453-SWIT-24-XX	Heavy Duty Maintained Ivory Plate & Chrome Lock	PC	!
	8454-SWIT-07-XX	Light Duty Momentary Ivory Plate With Small Cut Out	PC	!
	8474-SWIT-24-ST (8454 SHOWN)	Extra Key For Light Duty Indoor Key Switch	PC	!

## Digital, Programmable Key Pad

	Part Number	Description	Unit	Note
	8783-SWIT-00-XX	Digital Key Pad Indoor Switch	PC	!
	8784-SWIT-00-XX	Digital Key Pad Outdoor Switch	PC	!
	8914-SWIT-00-XX	Single Pole Single Throw Rocker Switch	PC	!
	8785-SWIT-00-XX	Remote Controller	PC	!

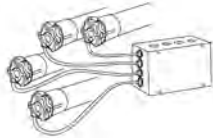
## Isolation Control

	Part Number	Description	Unit	Note
	8400-SWIT-00-XX	Isolation Control allows use of 2 switches for 1 Motor	PC	!

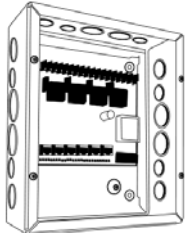
\* - Typically ships within 3 days  
 N - New item  
 ! - Special order item

# MULTI-CONTROL SYSTEMS

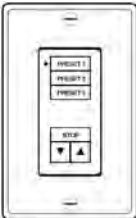
## Somfy Group Control System II (GCSII)

	Part Number	Description	Unit	Note
	8730-SWIT-00-XX	GCSII Controls Up To Four Motors	PC	
	8748-SWIT-00-XX	GCSII Controls Up To Four Motors 220Volt	PC	

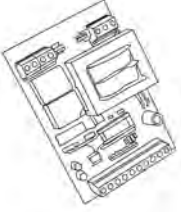
## Individual Group Control (IGC) 4N1 Motor Controller

	Part Number	Description	Unit	Note
	8788-SWIT-00-X	IGC 4 in 1 Controller		
	8755-SWIT-00-X (8788 SHOWN)	IGC for Single Motor		

## Somfy DecoFlex Dry Contact Keypad

	Part Number	Description		Unit	Note
	8790-SWIT-06-XX	Decoflex Dry Control Keypad	White	PC	
	8760-SWIT-06-XX (8760 SHOWN)	Single Push Button Switch Station	White		

## Simu Smart Motor Control


	Part Number	Description	Unit	Note
	8396-SWIT-00-XX	Smart Motor Control (Option for #8854)	PC	!
	8502-SWIT-00-XX	Metal Box for Smart Motor Control	PC	!

SMC is a general purpose control system for commercial or industrial applications. Works with external devices such as reversing edge, card reader. Please call for details.

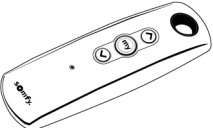
\* - Typically ships within 3 days  
 N - New item  
 ! - Special order item

# TRANSMITTERS / REMOTES


## Rollac Electronics Additional Wireless Controls

	Part Number	Description	Color	Unit	Note
	8174-SWIT-XX-06	Single Channel Wireless Transmitter D-Motors	White	PC	*
	8179-SWIT-XX-06	Five Channel Wireless Transmitter D-Motors	White	PC	
	8180-SWIT-XX-06	Fifteen Channel Wireless Transmitter D-Motors	White	PC	
	8181-SWIT-XX-06	Single Channel Transmitter w/Timer	White	PC	
	8182-SWIT-XX-06	Fifteen Channel Transmitter w/Timer	White	PC	


## Standard RTS Transmitters 1 Channel

	Part Number	Description	Color	Unit	Note
	8745-SWIT-00-XX	Telis 1 RTS Pure Transmitter	White	PC	*
	8837-SWIT-00-XX	Telis 1 RTS Silver Transmitter	Silver	PC	!
	8857-SWIT-00-XX	Telis 1 RTS Lounge Transmitter	Black	PC	!
	8747-SWIT-00-XX	Telis Solaris Pure Transmitter	White	PC	!

## Table Top Accessories (Compatible with DecoFlex Wirefree RTS Switch)

	Part Number	Description	Color	Unit	Note
	8873-SWIT-02-XX	Decoflex Wirefree Table Top Accessory	Silver	PC	!
	8874-SWIT-03-XX	Decoflex Wirefree Table Top Accessory Does not include Decoflex switch. Sold separately.	Black	PC	!

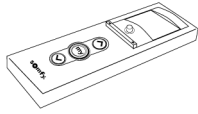
## Standard RTS Transmitters 4 Channel

	Part Number	Description	Color	Unit	Note
	8746-SWIT-00-XX	Telis 4 RTS Pure Transmitter	White	PC	
	8838-SWIT-00-XX	Telis 4 RTS Silver Transmitter	Silver	PC	!
	8858-SWIT-00-XX	Telis 4 RTS Lounge Transmitter	Black	PC	!

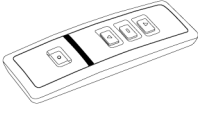
\* - Typically ships within 3 days  
 N - New item  
 ! - Special order item

# TRANSMITTERS

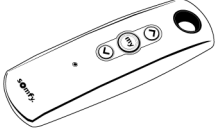
## RTS 16 Channel Master Remote Control

	Part Number	Description	Color	Unit	Note
	8859-SWIT-00-XX	Telis 16 RTS Pure	White	PC	!
	8866-SWIT-00-XX	Telis 16 RTS Silver	Silver	PC	!

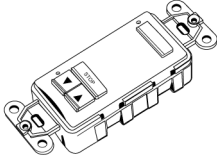
## Simu Hz Wireless Transmitter

	Part Number	Description	Color	Unit	Note
	8373-SWIT-00-XX	Slim, Single Channel, Handheld Transmitter	White	PC	
	8374-SWIT-00-XX	Slim, Five Channel, Handheld Transmitter	White	PC	

## Outdoor RTS Transmitter, Weatherproof And Shock Resistant

	Part Number	Description	Color	Unit	Note
	8736-SWIT-00-XX	Telis 1 RTS Patio Transmitter	White/Blue	PC	
	8749-SWIT-00-XX	Telis 4 RTS Patio Transmitter	White/Blue	PC	

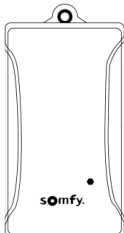
## RTS Wall Switches, Wirefree

	Part Number	Description	Color	Unit	Note
	8810-SWIT-06-XX	Decoflex 1 Channel RTS Switch with Labels	White	PC	
	8787-SWIT-04-XX	Decoflex 1 Channel RTS Switch with Labels	Ivory	PC	
	8842-SWIT-06-XX	Decoflex, 5 Channel RTS Wirefree Switch w/ Labels	White	PC	
	8843-SWIT-04-XX	Decoflex, 5 Channel RTS Wirefree Switch w/ Labels	Ivory	PC	
			Other RTS DecoFlex Switch Options and Colors available upon request. Please call for detail. Includes faceplate and installation bracket.		


\* - Typically ships within 3 days  
 N - New item  
 ! - Special order item

# WIRELESS ACCESSORIES

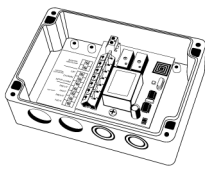
## MyLink

	Part Number	Description	Color	Unit	Note
	8812-SWIT-06-XX	MyLink wifi to RTS 120V FCC	White	PC	!

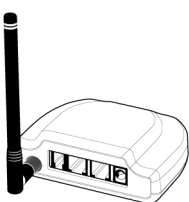
## ONDEIS WireFree RTS

	Part Number	Description	Color	Unit	Note
	8867-SWIT-00-XX	Somfy Wireless Solar Powered Rain & Sun Sensor	White	PC	

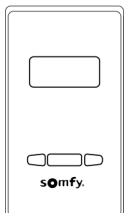
## Receivers - Provide RTS capability to Somfy's standard motors

	Part Number	Description	Unit	Note
	8928-SWIT-00-XX	Universal RTS Receiver	PC	!
	8744-SWIT-00-XX (8928 SHOWN)	Micro Motor Receiver 120v	PC	!

## Interface - Allows user to convert infrared, RS232 and RS485 protocol into RTS to allow for third party control

	Part Number	Description	Unit	Note
	8875-SWIT-00-XX	Universal RTS Interface 16 Channel	PC	!


## ZRTSI Somfy Z-Wave Interface Transmitter

	Part Number	Description	Unit	Note
	8808-SWIT-00-XX	ZRTSI Somfy Z-Wave Interface Transmitter	PC	


\* - Typically ships within 3 days  
 N - New item  
 ! - Special order item

# WIRELESS ACCESSORIES


## Repeaters

	Part Number	Description	Unit	Note
	8879-SWIT-00-XX	Repeater for RTS Signal	PC	!

## Sensors

	Part Number	Description	Unit	Note
	8900-SWIT-00-XX	Sunis Indoor Sensor Can be programmed to automatically adjust to window coverings according to sunlight threshold settings	PC	!
8878-SWIT-00-XX	Thermo Sunis Indoor Sensor Can be programmed to automatically adjust to window coverings according to sunlight and or room temperature threshold settings	PC	!	

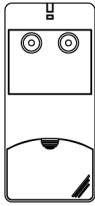
## RTS Metal Digital Keypad

	Part Number	Description	Unit	Note
	8899-SWIT-00-XX	Wireless Keypad	PC	!


\* - Typically ships within 3 days  
 N - New item  
 ! - Special order item

# WIRELESS ACCESSORIES

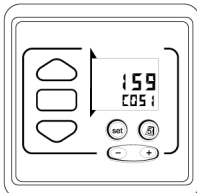
## Simu Radio Remote Control Kits - All In One Designer Series

	Part Number	Description	Unit	Note
	8880 - SWIT - 00 - XX	Receiver Surface Mount (RC200) Single Channel	PC	!
	8882 - SWIT - 00 - XX	Transmitter One and Two Channel (TRAN202)	PC	!
	8883 - SWIT - 00 - XX (8882 SHOWN)	Transmitter Three and Four Channel (TRAN204) Recommended for outdoor use.	PC	!

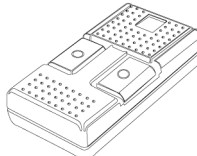
## Simu Hz Digital Keypad

	Part Number	Description	Color	Unit	Note
	8891 - SWIT - 00 - XX	Wireless Keypad for HZ Motor, outdoor weather approved		PC	

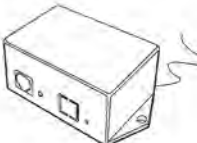
## RTS Wall Switches, Wirefree

	Part Number	Description	Color	Unit	Note
	8911 - SWIT - 06 - XX	Chronis Comfort RTS 24/7 Wirefree Timer	White	PC	

## Simu Hz Radio System

	Part Number	Description	Color	Unit	Note
	8893 - SWIT - 00 - XX	Two Channel Key Chain Style Transmitter	Black	PC	!

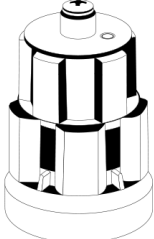
## IGC RTS Radio Receiver

	Part Number	Description	Color	Unit	Note
	8931 - SWIT - 00 - XX			PC	!

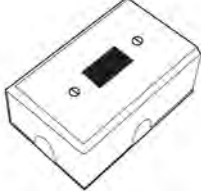


# ELECTRONIC ACCESSORIES


## Anti-Blocking System (ABS, up to 30 Nm)

	Part Number	Description	Color	Unit	Note
	8850-SWIT-00-XX	ABS LT50 Left Rotation		PC	
	8851-SWIT-00-XX	ABS LT50 Right Rotation		PC	
	8852-SWIT-00-XX	ABS CMO LT50 Left Rotation		PC	
	8853-SWIT-00-XX	ABS CMO LT50 Right Rotation		PC	

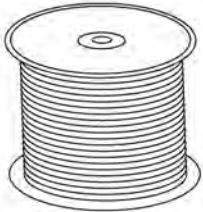
## Electrical Boxes

	Part Number	Description	Color	Unit	Note
	8415-SWIT-04-XX	Surface Mounted Switch Box (Indoor)	Ivory	PC	!
	8786-SWIT-00-XX	Electrical Single Gang Weatherproof Box	Clear	PC	!
	<b>2 - GANG</b> 8768-SWIT-00-XX	Electrical Box 3.5" Deep (Indoor) Used Also For IGC And IGCII		PC	!
	<b>4 - GANG</b> 8769-SWIT-00-XX (8415 SHOWN)	Electrical Box 3.5" Deep (Indoor) Used Also For IGC And IGCII		PC	!

## Motor Cable SJT 4-Conductor, UL Approved

	Part Number	Description	Color	Unit	Note
	8492-ACCE-06-C0	14 AWG Cable (Black/ White/ Red/ Green)		FT	


## 6 Conductor Modular Cable Spool

	Part Number	Description	Color	Unit	Note
	8781-SWIT-00-XX	1000 Feet	Grey	ROLL	


\* - Typically ships within 3 days  
 N - New item  
 ! - Special order item

# ELECTRONIC ACCESSORIES

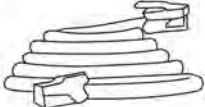
## Photo Eye Beam

	Part Number	Description	Color	Unit	Note
	8930-SWIT-00-XX	Black Photo Eye Beam		PC	!

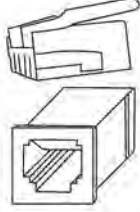
## Battery Back-Up Kit

	Part Number	Description	Color	Unit	Note
	8666-BBS-00-XX	Battery 12 volt 1.2 amp hour replacement	White	PC	!
	8667-BBS-00-XX		Ivory	PC	!
	8831-SWIT-00-XX			PC	!

## 6 Conductor Modular Cable

	Part Number	Description	Color	Unit	Note
	8772-SWIT-00-XX	7 Feet	Grey	PC	!
	8773-SWIT-00-XX	25 Feet	Grey	PC	!
	8775-SWIT-00-XX	50 Feet	Grey	PC	!

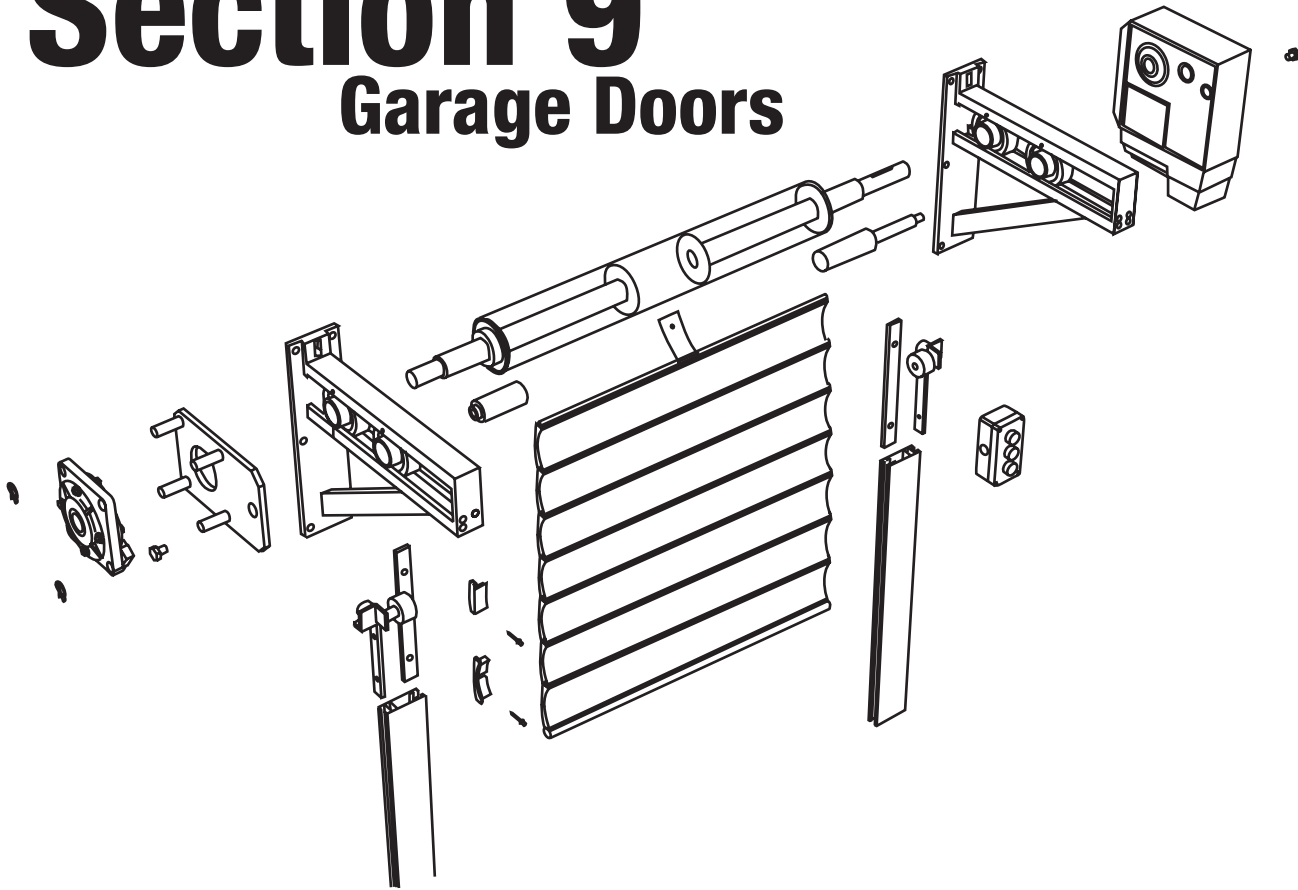
## Modular Plug

	Part Number	Description	Color	Unit	Note
	8782-SWIT-00-XX	Modular 6 Pin Plug		PC	!
	8764-SWIT-00-XX	Modular Coupler #6 Conductor		PC	!

\* - Typically ships within 3 days  
 N - New item  
 ! - Special order item

# Section 9

## Garage Doors

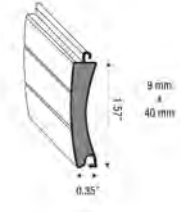


### Garage Door Parts

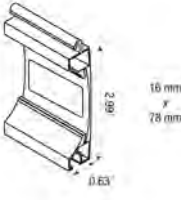
Garage door parts are designed with a heavier duty construction than typical shutter parts to allow wider applications. Using a rolling shutter as a garage door reclaims unused space that was previously taken up by standard garage door rails.

# GARAGE DOOR PARTS

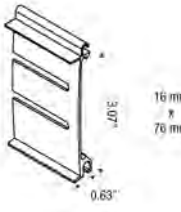
## RO 77 - Maxi Aluminum Foam Filled Slat

	Part Number	Description	Color	Unit	Note
	D 1 2 0 - S L A T - 0 4 - A L	For Roll Door (T-77)	Cream	FT	!
	D 1 2 1 - S L A T - 0 6 - A L	For Roll Door (T-77)	White	FT	!
	D 1 2 7 - S L A T - 1 3 - A L	For Roll Door (T-77B)	Light Beige	FT	!
Sold in 17.55 ft Lengths					

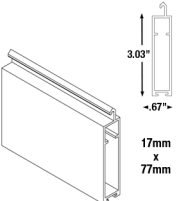
## RO 78 - Maxi Aluminum Extruded Slat

	Part Number	Description	Color	Unit	Note
	D 1 2 8 - S L A T - 0 6 - A L	Slat with Vision Cutouts	White	FT	!
	D 1 3 0 - S L A T - 0 4 - A L	Slat with Vision Cutouts	Cream	FT	!
Sold in 20 ft Lengths					

## RO 79 - Maxi Aluminum Extruded Slat (Available Upon Request)

	Part Number	Description	Color	Unit	Note
	D 1 2 9 - S L A T - 0 6 - A L	Base Slat with Air Vents	White	FT	!
Sold in 20 ft Lengths					

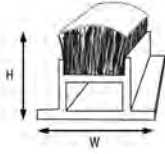
## Base Slat For RO 77

	Part Number	Description	Color	Unit	Note
	D 1 2 2 - B A S E - 0 6 - A L		White	FT	!
	D 1 2 3 - B A S E - 0 4 - A L		Cream	FT	!
	D 1 2 4 - B A S E - 1 3 - A L		Lt. Beige	FT	!
Sold in 20 ft Lengths					


\* - Typically ships within 3 days  
 N - New item  
 ! - Special order item

# GARAGE DOOR PARTS

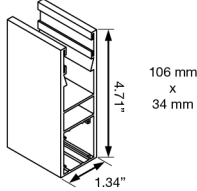
## PVC Insert for Door Profiles RO 77, RO 80

	Part Number	Description	Color	Unit	Note
	<b>With Felt</b> 1536-SEAL-07-PL 1537-SEAL-07-PL <b>Without Felt</b> 1538-SEAL-07-PL 1539-SEAL-07-PL (1536 SHOWN)	PEB H = 4 mm, W = 17 mm	Grey	FT	!
	PEB H = 7 mm, W = 17 mm	Grey	FT	!	
	PEB H = 4 mm, W = 17 mm	Grey	FT	!	
	PEB H = 7 mm, W = 17 mm	Grey	FT	!	

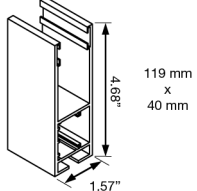
## Rubber Gasket for RO 77 & RO 80

	Part Number	Description	Color	Unit	Note
	1535-BASE-03-RU	Rubber Base Slat	Black	FT	!

## Side Rails UPH 250 for RO 77 Slat

	Part Number	Description	Color	Unit	Note
	D180-RAIL-06-AL	"A" Type	White	FT	!
	D182-RAIL-04-AL	"A" Type	Cream	FT	!


## Side Rails UPH 270 for RO 80 Slat

	Part Number	Description	Color	Unit	Note
	D200-RAIL-00-AL	"A" Type	Custom Painted	FT	!
	D203-RAIL-23-AL	"A" Type	Mill Finish	FT	!

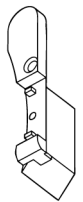
\* - Typically ships within 3 days  
 N - New item  
 ! - Special order item

# GARAGE DOOR PARTS


## Side Locks (Inserts For Other Profiles)

	Part Number	Description	Color	Unit	Note
	RO-77/1	For RO 77 Roll-Door Profiles		PC	
	CD-775	For CD 770 Roll-Door Profiles		PR	
	RO-81	For RO 80 Roll-Door Profiles		PC	
	(RO-77/1 SHOWN)				

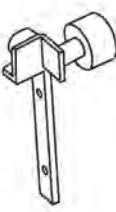
## Side Locks

	Part Number	Description	Color	Unit	Note
	CD-78/1	For CD 78 Roll-Door Profiles		PR	
	CD-41S	For CD 40 Security Side Locking Insertion		PC	
	CD-71S	For CD 70 Security Side Locking Insertion		PC	
	(CD-78/1 SHOWN)				

## Rs - Round Bar Steel Tube

	Part Number	Description	Color	Unit	Note
	D300-TUBE-00-ST	(RS 101) 101.6 mm x 3.6 mm	Primed	FT	
	D303-TUBE-00-ST	(RS 133) 133.0 mm x 4.0 mm	Primed	FT	
	D305-TUBE-00-ST	(RS 159) 159.0 mm x 4.5 mm	Primed	FT	
	(D300 SHOWN)				


## Polyamide Guide Rollers

	Part Number	Description	Color	Unit	Note
	D325-ACCE-00-ST	Polyamide Guide Rollers		PR	


\* - Typically ships within 3 days  
 N - New item  
 ! - Special order item

# GARAGE DOOR PARTS


## ESR - Circular Welding Blank

	Part Number	Description	Unit	Note
	D350-TUBE-00-ST	ESR 101, Drill Hole, I.D. $\varnothing$ 40.1 mm O.D. 101.6x3.6 mm	PC	
	D353-TUBE-00-ST	ESR 133, Drill Hole, I.D. $\varnothing$ 40.1 mm O.D. 133.0x4.0 mm	PC	
	D355-TUBE-00-ST	ESR 159, Drill Hole, I.D. $\varnothing$ 40.1 mm O.D. 159.0x4.5 mm	PC	

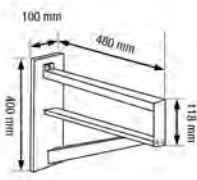
## ESW - Welding Shaft (With Feather Key)

	Part Number	Description	Unit	Note
	D375-TUBE-00-ST	For Round Bar Steel Tube $\varnothing$ 40 mm, 300mm Length	PC	

## SR - Set Collar (For Welding Shaft)

	Part Number	Description	Unit	Note
	D385-TUBE-00-ST	$\varnothing$ 44.5 mm, with Drill Hole 40 mm	PC	


## AK - Roll-On-Bracket ( Galvanized, Without Ball Bearings ) For Drive Accommodation

	Part Number	Description	Unit	Note
	D400-BRCK-00-ST	Roll-Off Safety Device (400 mm x 680 mm x 118 mm x 100 mm)	PC	

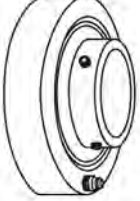
\* - Typically ships within 3 days  
 N - New item  
 ! - Special order item

# GARAGE DOOR PARTS

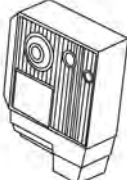
## Mounting Bracket

	Part Number	Description	Unit	Note
	D420-BRCK-00-ST	Wall Bracket	PC	


## UC 208 - Precision Ball Bearing

	Part Number	Description	Unit	Note
	D460-RACE-00-ST	For Roll-On Brackets $\varnothing$ 100 mm, Drill Hole $\varnothing$ 40 mm	PC	

## Motor ( 380 Volt )

	Part Number	Description	Unit	Note
	D500-MOTO-00-ST	200 kg Capacity W/ Short Crank Or Chain	PC	
	D505-MOTO-00-ST	300 kg Capacity W/ Short Crank Or Chain	PC	
	D510-MOTO-00-ST (D500 SHOWN)	400 kg Capacity W/ Short Crank Or Chain	PC	

## Roll - Off Safety Device (For Roll-On Brackets)

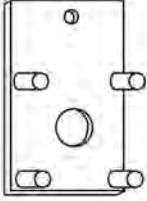
	Part Number	Description	Unit	Note
	D601-ACCE-00-ST	AS 1/2, Roll-Off Safety Device 350kg (772 lbs)	PC	
	D602-ACCE-00-ST (D601 SHOWN)	AS 2/3, Roll-Off Safety Device 450kg (992 lbs)	PC	

\* - Typically ships within 3 days  
 N - New item  
 ! - Special order item




# GARAGE DOOR PARTS

## Bottom Plate (For Roll-On Brackets)

	Part Number	Description	Unit	Note
	D 6 2 0 - A C C E - 0 0 - S T	GPL 1/2, For Roll-Off Safety Device 1/2	PC	
	D 6 2 3 - A C C E - 0 0 - S T (D620 SHOWN)	GPL 2/3, For Roll-Off Safety Device 2/3	PC	

## Torque Support

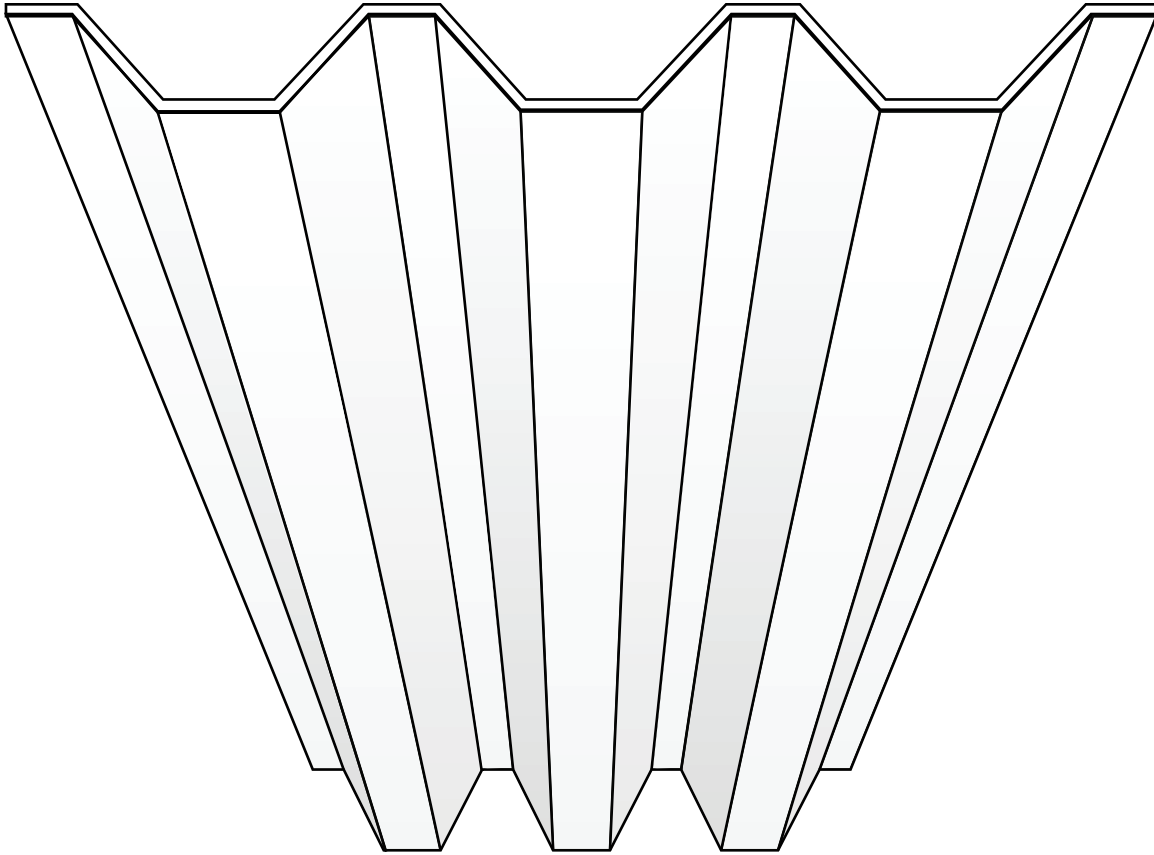
	Part Number	Description	Unit	Note
	D 6 3 0 - A C C E - 0 0 - S T	DS 1, For Bottom Plate	PC	
	D 6 3 3 - A C C E - 0 0 - S T (D630 SHOWN)	DS 2, For Precision Ball Bearing	PC	

\* - Typically ships within 3 days  
 N - New item  
 ! - Special order item



# Section 10

## Storm Panels



### **Standard Storm Panels**

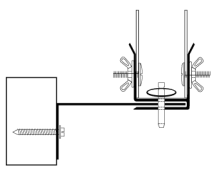
Storm panels are a cost effective alternative to rolling shutters for hurricane protection. They stack flat when not in use.

### **Mounting Hardware**

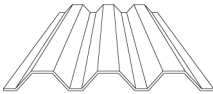
Hardware that attaches the storm panel to the wall. This hardware is left on the building when the storm panels are not in use.

# STORM PANELS

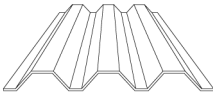
## Clear Strength Egress Panel System

	Part Number	Description	Color	Unit	Note
	E a g r e s s - L X - P a n	Lexan Panel for Egress System (16" x 144")		SQFT	!
	E a g r e s s - Y - C h	Y Channel for Lexan Egress System		FT	!
	E a g r e s s - J - C h	J Channel for Lexan Egress System		FT	!
	E a g r e s s - Q u i e t - S t r	Quieting Strip for J Channel Egress		FT	!
	E a g r e s s S y s t e m Q u i c k - P i n	Egress System Quick Escape Pin		EA	!
LIMITED QUANTITIES AVAILABLE					

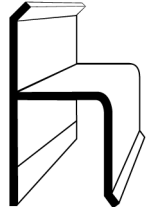
## Storm Panels - Aluminum and Clear Lexan

	Part Number	Description	Color	Unit	Note
	S T O R M P - F . 0 5 0	Full Panel 0.05" Gauge (2.25"x15"x20')	Millfinish	FT	!
	S T O R M P - H . 0 5 0	Half Panel 0.05"Gauge (2.25"x 9"x20')	Millfinish	FT	!
	S T O R M P - F . 0 6 0	Full Panel 0.06" Gauge (2.25"x15"x20')	Rough Millfinish	FT	!
	S T O R M P - H . 0 6 0	Half Panel 0.06"Gauge (2.25"x 9"x20')	Rough Millfinish	FT	!
	S T O R M P - F . 0 6 3	Full Panel 0.06" Gauge (2.25"x15"x20')	Smooth Millfinish	FT	!
	S T O R M P - H . 0 6 3	Half Panel 0.06"Gauge (2.25"x 9"x20')	Smooth Millfinish	FT	!
	S T O R M P - F . L E X	Full Panel Lexan (2.00"x14"x20')	Clear	FT	!
	S T O R M P - H . L E X	Half Panel Lexan (2.00"x 7"x20')	Clear	FT	!

## Storm Panels "Pre-Cut"

	Part Number	Description	Color	Unit	Note
	S T O R M P - P C . 0 5 0	Pre-Cut Storm Panel (2.25"x15"x Custom Size)		FT	!
	S T O R M P - P C . 0 6 0	Pre-Cut Storm Panel (2.25"x15"x Custom Size)		FT	!
	S T O R M P - P C . 0 6 3	Pre-Cut Storm Panel (2.25"x15"x Custom Size)		FT	!
	S T O R M P - P C . L E X	Pre-Cut Storm Panel-Lexan (2"x14"x Custom Size)		FT	!

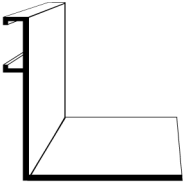
## Storm Panel Headers

	Part Number	Description	Color	Unit	Note
	S T O R M P - 2 . 2 5 H C - W	"H" Header Channel (2.25"x3.75"x20')	White	FT	!
	S T O R M P - 2 . 2 5 H C - B	"H" Header Channel (2.25"x3.75"x20')	Bronze	FT	!
	S T O R M P - 2 . 0 0 H C - W	"H" Header Channel (2.00"x3.75"x20')	White	FT	!
	S T O R M P - 2 . 0 0 H C - B	"H" Header Channel (2.00"x3.75"x20')	Bronze	FT	!
	S T O R M P - 2 . 2 5 U C - W	"U" Header Channel (2.25"x2.50"x20')	White	FT	!
	S T O R M P - 2 . 2 5 U C - B	"U" Header Channel (2.25"x2.50"x20')	Bronze	FT	!
	S T O R M P - 2 . 0 0 U C - W	"U" Header Channel (2.00"x1.125"x20')	White	FT	!
	S T O R M P - 2 . 0 0 U C - B	"U" Header Channel (2.00"x1.125"x20')	Bronze	FT	!


\* - Typically ships within 3 days  
 N - New item  
 ! - Special order item

# STORM PANELS

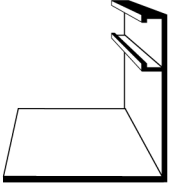
## Storm Panels "Studded & Studless Angles"

	Part Number	Description	Color	Unit	Note
	S T O R M P - S A - W	Studded Angle (2.0"x 2.0"x 0.125")	White	FT	!
	S T O R M P - S A - B	Studded Angle (2.0"x 2.0"x 0.125")	Bronze	FT	!
	S T O R M P - S L A - W	Studless Angle (2.0"x 1.11/16"x 0.125")	White	FT	!

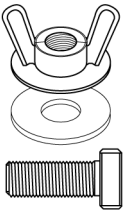
## Storm Panels "F-Tracks"

	Part Number	Description	Color	Unit	Note
	S T O R M P - F T - W	F-Track For Track Bolt & Wing Nuts(1 11/16")	White	FT	!
	S T O R M P - F T - B	F-Track For Track Bolt & Wing Nuts(1 11/16")	Bronze	FT	!

## Storm Panels "F-Tracks"

	Part Number	Description	Color	Unit	Note
	S T O R M P - R F T - W	Reverse F-Track	White	FT	!

## Storm Panel - Mounting Equipment

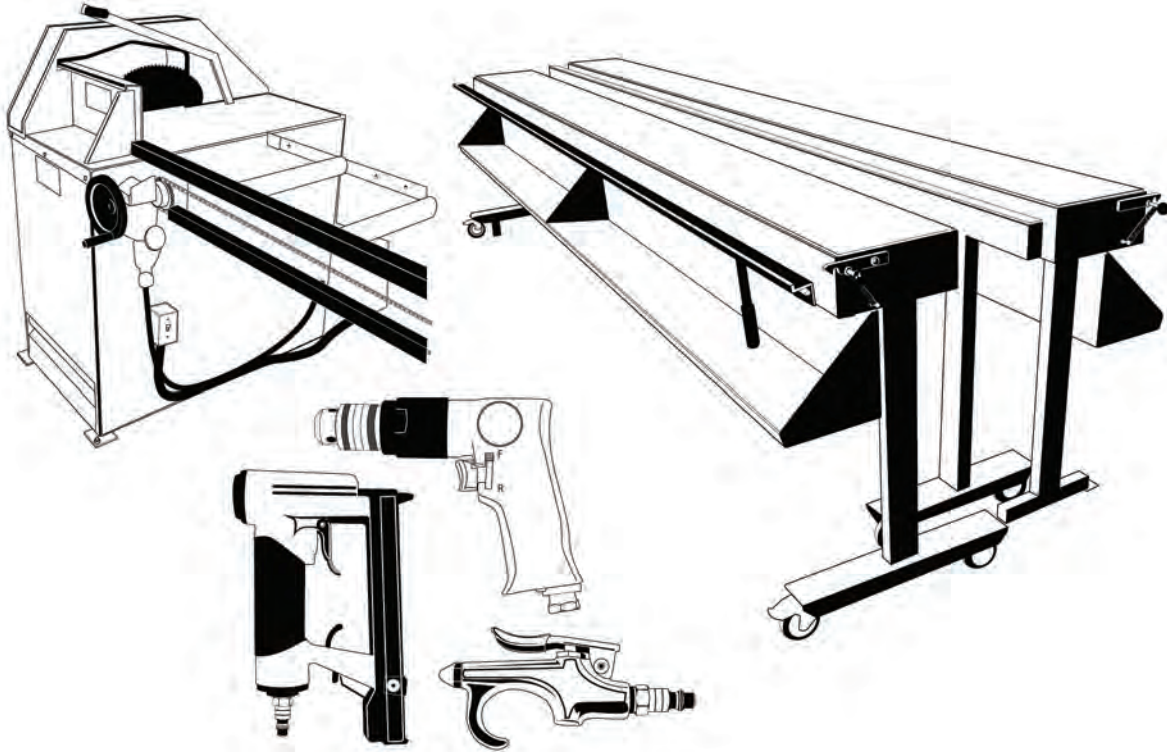
	Part Number	Description	Color	Unit	Note
	S T O R M P - W N W	0.25" Wing Nuts With Washers	Nickel Plated	PC	!
	S T O R M P - K S	0.25" - #20 x 0.75" Trac Bolt Stainless Steel		PC	!

\* - Typically ships within 3 days  
 N - New item  
 ! - Special order item



# Section 11

## Manufacturing Equipment



### **Endlocking Bench**

Specially crafted table that aides in curtain assembly. Expandable table allows variance in curtain sizes, with additional rolling center support to prevent sagging in larger curtains.

### **Saw and Blades**


Saw for accurate cutting of rolling shutter profiles and box covers. Designed for high precision and burr free cut. Feeding tables with electronic or manual read out available.

### **Pneumatic Tools**

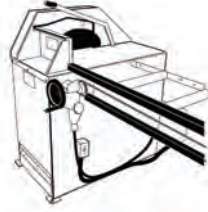
Recommended dependable tools for rolling shutter assembly.

# MANUFACTURING EQUIPMENT

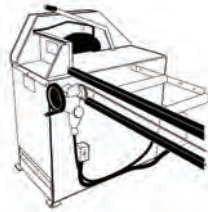
## Endlocking Bench ( Manual )

	Part Number	Description	Unit	Note
	9506-ACCE-00-ST	Extendable - Complete with 2 Safety Rails Each 3 mtr	PC	!

## Saws RPS600 Cross-Cut Saw - Manual Read Out 3x220v 60hz with 2 Roller Beds, 4mtr and 5mtr

	Part Number	Description	Unit	Note
	9509-ACCE-00-ST	Manual Measuring Device, Left Or Right Stop Custom Length of Tables Available	PC	!

## Saws RPS600 Cross-Cut Saw - Electronic Read Out 3x220v 60hz With 2 Roller Beds, 4mtr and 5mtr


	Part Number	Description	Unit	Note
	9508-ACCE-00-ST	Electronic Measuring Device, Left Or Right Stop Custom Length of Tables Available	PC	!

\* - Typically ships within 3 days  
 N - New item  
 ! - Special order item

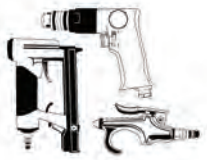


# MANUFACTURING EQUIPMENT


## Saw Blade For Rps600 Cross-Cut Saw

	Part Number	Description	Unit	Note
	9515-ACCE-00-ST	Saw Blade 500 mm x 4.6 mm x 30 mm (19.68")	PC	!
	9516-ACCE-00-ST	Saw Blade 600 mm x 4.6 mm x 30 mm (23.62")	PC	!

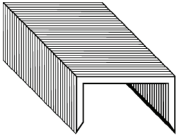
## Pneumatic Tools

	Part Number	Description	Unit	Note
	9500-ACCE-00-ST	Pneumatic Staple Gun (For 3 mm, 4 mm, & 6 mm Staples)	PC	!
	9501-ACCE-00-ST	Pneumatic Drill (For removing foam from foam filled aluminum profiles)	PC	!
	9503-ACCE-00-ST	Pneumatic Air Blower	PC	!

## Locking Tongs for RLL3 & RLL4

	Part Number	Description	Unit	Note
	9502-ACCE-00-ST	Locking Tongs (For RLL-3 & RLL-4 Base Slat)	PC	!

## Staples ( Rust-Proof ) 10,000/Per Box

	Part Number	Description	Unit	Note
	9425-ACCE-14-ST	3mm For CD - 90 and CD-100	BX	
	9426-ACCE-14-ST	4mm For A - 150 and A -180	BX	
	9427-ACCE-14-ST	6mm For A - 200 and A -240	BX	

\* - Typically ships within 3 days  
 N - New item  
 ! - Special order item



# Section 12

## Technical Appendix

- 12.2 Somfy Motor Specification And Effective Lifting Capacities
- 12.3 Simu Motor Specification And Effective Lifting Capacities
- 12.4 Motor Specifications
- 12.5 Maximum Rail Height
- 12.6 Recoil Box, Gear, and Counter Balance Spring Specification
- 12.7 Tube Size Chart
- 12.8 Rolling Shutter Measurement Terms
- 12.9 Tape Operated Mini Rolling Shutter
- 12.10 Tape Operated Maxi Rolling Shutter
- 12.11 Gear Operated Mini Rolling Shutter
- 12.12 Gear Operated Maxi Rolling Shutter
- 12.13 Motor Operated Mini Rolling Shutter
- 12.14 Motor Operated Maxi Rolling Shutter
- 12.15 Bracket Mounted Gear Operated Rolling Shutter
- 12.16 Multiple Shutters Around Corners
- 12.17 Split Units - 2 Curtains on a Single Axle
- 12.18 Rail Mounting Options
- 12.19 Actual Box Cover Dimensions 45° & 90°
- 12.20 Actual Dimensions of 45/90 side caps
- 12.21 Lexan Panels
- 12.22 Storm Panel Mounting and Hardware
- 12.23 Credit application
- 12.24 Shutter Order Form #1
- 12.25 Terms and Conditions
- 12.29 Company Presentation

# Somfy Motor Specification And Effective Lifting Capacities

Simu DC Motor Specification And Effective Lifting Capacities													
Motor Type	Nominal Torque (in-lb.)	Speed (rpm)	Electrical Rating (DC Motors)		Limit Switch Capacity	Weight* (lb.)	Motor Diameter (inches)	Effective Lifting Capacities For Various Axle Sizes With Safety Margin					
			Ampere	Watt				Octagonal 40 mm			Octagonal 60 mm		
								30%	40%	50%	30%	40%	50%
510R2	88	14	0.7 A	80 W	46	3.80	1.85	45	39	32	41	35	29
515A2	132	20	1.1 A	130 W	46	4.30	1.85	68	58	49	62	53	44
520R2	176	14	1.1 A	130 W	46	4.30	1.85	91	77	65	82	70	59
525A2	220	20	1.6 A	180 W	46	4.74	1.85	114	97	81	103	88	73
530R2	264	14	1.5 A	170 W	46	4.74	1.85	136	117	97	123	106	88
535A2	308	20	2.1 A	250 W	46	5.62	1.85	159	136	114	144	123	103
540R2	352	14	1.8 A	210 W	46	5.62	1.85	182	156	130	164	141	117
550R2	440	14	2.1 A	250 W	46	5.62	1.85	227	195	162	205	176	147
660R2	530	14	2.5 A	285 W	35	8.90	2.36				247	212	177
680R2	700	14	3.4 A	390 W	35	9.50	2.36				327	280	233
6100R2	880	14	3.8 A	430 W	35	10.30	2.36				411	352	293
525A2 RTS	220	20	1.6 A	180 W	250	4.73	1.85	114	97	81	103	88	73
530R2 RTS	264	14	1.5 A	170 W	250	4.73	1.85	136	117	97	123	106	88
535A2 RTS	308	20	2.1 A	240 W	250	6.10	1.85	159	136	114	144	123	103
540R2 RTS	352	14	1.8 A	210 W	250	5.61	1.85	182	156	130	164	141	117
550R2 RTS	440	14	2.1 A	240 W	250	5.61	1.85	227	195	162	205	176	147
660R2 RTS	530	14	2.5 A	285 W	250	8.9	2.36				247	212	177
680R2 RTS	700	14	3.4 A	390 W	250	9.5	2.36				327	280	233
6100R2 RTS	880	14	3.8 A	430 W	250	10.3	2.36				411	352	293
525A2 CMO	220	20	1.6 A	180 W	34	7.14	1.85	114	97	81	103	88	73
530R2 CMO	264	14	1.5 A	170 W	34	7.14	1.85	136	117	97	123	106	88
535A2 CMO	308	20	2.1 A	250 W	34	7.69	1.85	159	136	114	144	123	103
540R2 CMO	352	14	1.8 A	210 W	34	7.69	1.85	182	156	130	164	141	117
550R2 CMO	440	14	2.1 A	250 W	34	7.69	1.85	227	195	162	205	176	147
660R2 CMO	530	14	2.5 A	285 W	34	11.4	2.36				247	212	177
680R2 CMO	700	14	3.4 A	390 W	34	12	2.36				327	280	233
6100R2 CMO	880	14	3.8 A	430 W	34	13.3	2.36				411	352	293
525A2 RTS CMO	220	20	1.6 A	180 W	34	7.6	1.85	114	97	81	103	88	73
530R2 RTS CMO	264	14	1.5 A	170 W	34	7.12	1.85	136	117	97	123	106	88
535A2 RTS CMO	308	20	2.1 A	250 W	34	8.06	1.85	159	136	114	144	123	103
540R2 RTS CMO	352	14	1.8 A	210 W	34	7.72	1.85	182	156	130	164	141	117
550R2 RTS CMO	440	14	2.1 A	250 W	34	7.79	1.85	227	195	162	205	176	147

Rollac recommends the use of the following margins of safety in the lifting capacities:

- 1.) For awnings use: 30%
- 2.) For rolling shutters use: 40%
- 3.) Any shutter over nine (9) feet in height add a 10% safety margin for every three (3) feet of height added
- 4.) For use of one motor for multiple curtains add an additional 15% safety margin for each additional curtain.
- 5.) Add an additional 15% to the effective load for shutters using end retention.

Please call your Rollac representative for details on how to determine the right motor for your application.

\* Weights for motors are approximate shipping weights.

# Simu Motor Specification And Effective Lifting Capacities

Simu DC Motor Specification And Effective Lifting Capacities													
Motor Type	Nominal Torque (in-lb.)	Speed (rpm)	Electrical Rating (DC Motors)		Limit Switch Capacity	Weight* (lb.)	Motor Diameter (inches)	Effective Lifting Capacities For Various Axle Sizes With Safety Margin					
			Ampere	Watt				Octagonal 40 mm			Octagonal 60 mm		
								30%	40%	50%	30%	40%	50%
510/12	88	12	0.7	80	28	8.00	2	45	38	32	41	35	29
515/18	132	18	1.1	130	28	8.00	2	68	58	48	61	52	44
520/12	176	12	1.1	130	28	8.00	2	90	77	64	82	70	58
525/18	220	18	1.6	180	28	8.00	2	114	97	81	102	87	73
530/12	264	12	1.5	170	28	8.00	2	137	117	98	123	105	88
535/18	308	18	2.1	250	28	8.00	2	159	136	113	143	123	102
540/12	352	12	1.8	210	28	8.00	2	182	155	130	164	140	117
550/12	440	12	2.1	210	28	8.00	2	227	194	162	205	175	146
660/14	530	14	2.5	285	22	12.00	2.5				247	212	176
680/14	704	14	3.4	390	22	12.00	2.5				328	281	234
6100/14	880	14	3.8	430	22	12.00	2.5				410	352	293
505/35 HZ	44	35	1	110	3 min	9.00	2	30	25	21	27	23	19
510/35 HZ	88	35	1.3	150	3 min	9.00	2	49	42	35	45	38	32
515/18 HZ	132	18	1.1	130	3 min	9.00	2	68	58	48	61	52	44
525/18 HZ	220	18	1.6	180	3 min	9.00	2	114	97	81	102	87	73
530/12 HZ	264	12	1.5	170	3 min	9.00	2	137	117	98	123	105	88
550/12 HZ	440	12	2.1	250	3 min	9.00	2	227	194	162	205	175	146
660/14 HZ	530	14	2.5	285	3 min	12.00	2.5				247	212	176
680/14 HZ	704	14	3.4	390	3 min	12.00	2.5				328	281	234
6100/14 HZ	880	14	3.8	430	3min	12.00	2.5				410	352	293
510/12 DMI	88	12	0.7	80	28	9.00	2	45	38	32	41	35	29
515/18 DMI	132	18	1.1	130	28	9.00	2	68	58	48	61	52	44
520/12 DMI	176	12	1.1	130	28	9.00	2	90	77	64	82	70	58
525/18 DMI	220	18	1.6	180	28	9.00	2	114	97	81	102	87	73
530/12 DMI	264	12	1.5	170	28	9.00	2	137	117	98	123	105	88
535/18 DMI	308	18	2.1	250	28	9.00	2	159	136	113	143	123	102
540/12 DMI	352	12	1.8	210	28	9.00	2	182	155	130	164	140	117
550/12 DMI	440	12	2.1	210	28	9.00	2	227	194	162	205	175	146
660/12 DMI	530	14	2.5	285	28	14.00	2.5				247	212	176
680/12 DMI	704	14	3.4	390	28	14.00	2.5				328	281	234
6100/12 DMI	880	14	3.8	430	28	14.00	2.5				410	352	293
515/18 DMI HZ	132	18	1.3	130	28	10.00	2	68	58	48	61	52	44
525/18 DMI HZ	220	18	1.6	180	28	10.00	2	114	97	81	102	87	73
530/12 DMI HZ	264	12	1.5	170	28	10.00	2	137	117	98	123	105	88
535/18 DMI HZ	308	18	2.1	250	28	10.00	2	159	136	113	143	123	102
550/12 DMI HZ	440	12	2.1	250	28	10.00	2	227	194	162	205	175	146
660/14 DMI HZ	530	14	2.5	285	28	15.00	2.5				247	212	176
680/14 DMI HZ	704	14	3.4	390	28	15.00	2.5				328	281	234
6100/14 DMI HZ	880	14	3.8	430	28	15.00	2.5				410	352	293
T8 Motor	1750	10	5.1	600	13	50.00	3.7	Use with 100 mm Axle.					
T8 DMI Motor	1750	10	5.1	600	13	55.00	3.7	Use with 100 mm Axle.					

# Motor Specifications

Simu DC Motor Specification And Effective Lifting Capacities													
Motor Type	"Nominal Torque (in-lb.)"	Speed (rpm)	Electrical Rating (DC Motors)		Limit Switch Capacity	Weight* (lb.)	Motor Diameter (inches)	Effective Lifting Capacities For Various Axle Sizes With Safety Margin					
			Ampere	Watt				Octagonal 40 mm			Octagonal 60 mm		
								30%	40%	50%	30%	40%	50%
515/15 - 12V	132	15	12V / 5.1	60	30	8	2				68	58	48
535/7 - 12V	305	6	12V / 4.6	54	30	8	2				159	136	113
515/15 - 24V	132	15	24V / 2.4	60	30	8	2				68	58	48
T3.5 AutoSun 10Nm 12 rpm 12V	88	12	12V / 2.6	32	56	6	1.57	70	60	50			

Somfy Small Motor Specification Chart													
Motor Type	"Nominal Torque (in-lb.)"	Speed (rpm)	Electrical Rating (DC Motors)		Limit Switch Capacity	Weight* (lb.)	Motor Diameter (inches)	Effective Lifting Capacities For Various Axle Sizes With Safety Margin					
			Ampere	Watt				Octagonal 60 mm			Octagonal 70 mm		
								30%	40%	50%	30%	40%	50%
409R2	79	16	1.2 A	135 W	40	2.38	1.5	70	60	50			
412R2	105	8	1.2 A	135 W	40	2.38	1.5	92	79	66			

Rollac Motor Specification Chart													
Motor Type	"Nominal Torque (in-lb.)"	Speed (rpm)	Electrical Rating (DC Motors)		Limit Switch Capacity	Weight* (lb.)	Motor Diameter (inches)	Effective Lifting Capacities For Various Axle Sizes With Safety Margin					
			Ampere	Watt				Octagonal 60 mm			Octagonal 70 mm		
								30%	40%	50%	30%	40%	50%
50 Nm Standard**	440	13	2.2	235	22	5	1.8	227	194	162	205	175	146
100 Nm Standard**	880	11	2.94	340	22	12	2.4				410	352	293
50 Nm Radio Control**	440	13	2.2	235	22	7	1.8	227	194	162	205	175	146
100 Nm Radio Control**	880	11	2.94	340	22	13	2.4				410	352	293
50 Nm Manual Override	440	13	2.2	235	22	7	1.8	227	194	162	205	175	146
100 Nm Manual Override	880	11	2.94	340	22	14	2.4				410	352	293
50 Nm Radio Control Manual Override	440	13	2.2	235	22	9	1.8	227	194	162	205	175	146
100 Nm Radio Control Manual Override	880	11	2.94	340	22	15	2.4				410	352	293

Rollac recommends the use of the following margins of safety in the lifting capacities:

- 1.) For awnings use: 30%
- 2.) For rolling shutters use: 40%
- 3.) Any shutter over nine (9) feet in height add a 10% safety margin for every three (3) feet of height added
- 4.) For use of one motor for multiple curtains add an additional 15% safety margin for each additional curtain.
- 5.) Add an additional 15% to the effective load for shutters using end retention.

Please call your Rollac representative for details on how to determine the right motor for your application.

\* Weights for Motors are approximate shipping weights.

\*\* Limited Availability

# Maximum Rail Heights

Slat	Tube	Box Cover - Housing Size											Rail	Profile Characteristics											
		4"	5"	5.5"	6"	6.5"	7"	8"	9"	10"	12"	14"		Rail Types	Profile Heights	Profile Width	Profile Weight lbs/sqft	Wall Gauge							
Slat Type	Oct. Tube	100 mm	125 mm	137 mm	150 mm	165 mm	180 mm	205 mm	230 mm	250 mm	300 mm	350 mm	Maximum Rail Height												
<b>PVC Slats</b>																									
GULF Mini	40mm	11"	24"	34"	43"	55"	75"	101"	128"	170"	230"	Mini "A" and "U"	40mm	8mm	0.688	0.80mm									
	60mm	7"	19"	28"	40"	51"	67"	98"	122"	165"	223"		1.57"	0.31"	0.031"										
	70mm												66"	88"	122"	150"	220"								
Z-55 Maxi	60mm												31"	50"	70"	88"	135"	Mini "A"	55mm	14mm	0.944 <sup>5)</sup>	1.0mm			
	70mm												20"	31"	50"	70"	94"	128"	and "U"	2.16"	0.53"	1.978 <sup>6,4)</sup>	0.040"		
<b>Aluminum Foam Filled Slats</b>																									
CD90 Mini	40mm	18"	39"	51"	66"	83"	99"	136"	175"	221"	328"	Mini "A" and "U"	33mm	7mm	0.665	0.36mm									
	60mm	9"	31"	42"	61"	74"	97"	136"	175"	214"	313"		1.30"	0.28"	0.014"										
	70mm												92"	128"	169"	213"	308"								
A150 Mini	40mm	7"	24"	30"	48"	58"	67"	103"	128"	173"	228"	Mini "A" and "U"	40mm	9mm	0.9 <sup>7)</sup>	0.43mm									
	60mm	6"	18"	28"	40"	55"	64"	96"	120"	169"	241"		1.57"	0.35"	1.12 <sup>8)</sup>	0.017"									
	70mm												64"	96"	117"	169"	241"								
ROLLAC E150	40mm												48"	58"	67"	103"	128"	173"	Mini	40mm	9mm	0.8	0.3mm		
	60mm												40"	55"	64"	96"	120"	169"		1.57"	0.35"	0.012"			
	70mm												64"	96"	117"	169"	241"								
A200 Maxi	60mm	10"	18"	20"	32"	38"	59"	73"	100"	153"	Mini "A" and "U"	55mm	14mm	1.045 <sup>7)</sup>	0.49mm										
	70mm												40"	55"	75"	100"	153"	2.17"	0.55"	1.556 <sup>8)</sup>	0.020"				
Apex A55 End Retention	60mm												22"	30"	42"	63"	84"	111"	152"	226"	Maxi End Retention	55mm	13.5mm	1.8	1.19mm
	70mm												42"	59"	80"	100"	152"	226"	2.17"	0.53"		.047"			
	100mm												69"	87"	137"	204"									
Apex A55 Non Retained	60mm	10"	18"	20"	32"	38"	59"	73"	100"	153"	Maxi	55mm	13.5mm	1.8	1.19mm										
	70mm												40"	55"	75"	100"	153"	Non End	2.17"	0.53"	.047"				
A240 <sup>2)</sup> Maxi	60mm												30"	40"	50"	66"	91"	114"	172"	Mini "A"	60mm	14mm	0.8	0.36mm	
	70mm												30"	40"	50"	66"	91"	114"	172"	and "U"	2.36"	0.55"	1	0.014"	
R077 <sup>2)</sup> Maxi	70mm												68"	116"	D200	77mm	19mm	1.173	0.60mm						
																D203	3.03"	0.75"	1.173	0.024"					
<b>Aluminum Foam Filled Slats</b>																									
RLL3 Mini	40mm	9"	21"	24"	36"	43"	53"	71"	108"	133"	201"	Mini "A" and "U"	39mm	9.5mm	2.088	1.40mm									
	60mm	6"	18"	22"	29"	43"	60"	79"	101"	149"	201"		1.77"	0.34"	0.055"										
	70mm												48"	82"	105"	130"	185"								
RLL55X End Retention	60mm												42"	63"	84"	111"	152"	226"	Maxi End Retention	55mm	13.5mm	2.088	1.19mm		
	70mm												42"	59"	80"	100"	152"	226"		2.17"	0.53"	.047"			
	100mm												69"	87"	137"	204"									
RLL55X Non Retained	60mm	10"	18"	20"	32"	38"	59"	73"	100"	153"	Maxi	55mm	13.5mm	1.8	1.19mm										
	70mm												40"	55"	75"	100"	153"	Non End	2.17"	0.53"	.047"				
RLL4 Maxi	60mm												6"	17"	19"	32"	49"	69"	91"	124"	Mini "A"	58.5mm	14mm	2.139	1.53mm
	70mm												34"	54"	60"	80"	126"	and "U"	2.30"	0.55"	0.060"				
R080 <sup>9)</sup> Maxi	70mm												45"	74"	D200	100mm	25mm	1.98	1.20mm						
	130mm												45"	74"		D203	3.94"	0.98"	0.047"						
RLL59 Single Wall	60mm												48"	76"	113"	160"	216"	Maxi Non End Retention	59mm	13.5mm	1.8	1.19mm			
	70mm												102"	129"	189"	2.39"	0.53"		.047"						
	70mm/Ring																								
<b>Lexan Slat with Connector</b>																									
Lexan <sup>1)</sup> 10)	60mm												35"	52"	65"	90"	135"	166"	252"	Mini "A"	70mm	13.5mm	1.09	2.46mm	
																					2.75"	0.53"	0.097"		

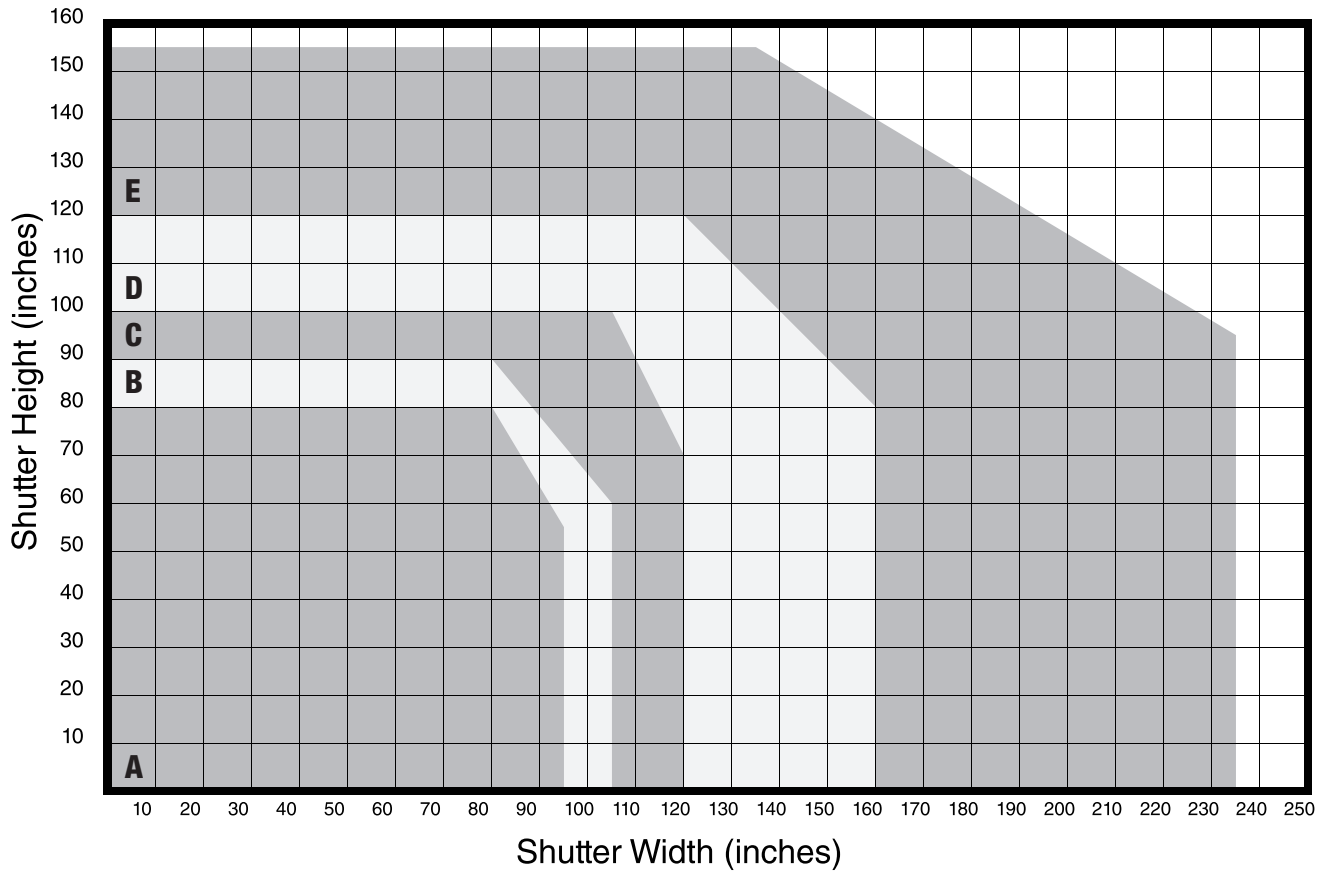
- 1) Limited Availability
- 2) Recommended with 80 mm adapter rings #4560 or #4565
- 3) Approximate rail heights, box size may vary with width of shutter due to axle deflection
- 4) Also available in light-weight 1.556 lb/sqft.
- 5) Slats only
- 6) Slats with Rebar
- 7) Slats with regular foam
- 8) Slats with hard foam
- 9) 70mm / 1.5mm axle with 130mm adapter rings #4570
- 10) With "spider" slat hanger #1354

# Recoil Box, Gear, and Counter Balance Spring Specifications

Stock Number	Description	Lifting Capacities for Various Axle Sizes with Safety Margins /lb.			Normal Torque (in-lb.)
		Octagonal 40 mm	Octagonal 60 mm	Octagonal 70 mm	
<b>Recoil Box Specifications</b>					
7415-RBOX-06-PL	Mini recoil box, swivel type, white	25	20		
7416-RBOX-22-PL	Mini recoil box, swivel type, brown	25	20		
<b>Strap-Crank Specifications</b>					
7520-RBOX-06-PL*	Mini tape crank box, 1:3 reduction, white with #7530 crank-handle (130mm, rigid handle)	64	52		
7520-RBOX-06-PL*	Mini tape crank box, 1:3 reduction, white with #7534 crank-handle (140mm, spring loaded handle)	69	55		
7520-RBOX-06-PL*	Mini tape crank box, 1:3 reduction, white with #7531 crank-handle (170mm, rigid handle)	77	62		
7520-RBOX-06-PL*	Mini tape crank box, 1:3 reduction, white with #7535/#7536 crank-handle (180mm, spring loaded handle)	81	65		
*This item is also available in brown (stock no. 7522-RBOX-22-PL)					
<b>Gear Specifications</b>					
6010-GEAR-00-ST	S-gear with a 1:13 ratio and eye for crank handle		109	100	238
6011-GEAR-00-PL	1:5 ACE Gear (Plastic) f/8mm Square Universal Shaft w/Hole f/15mm Octagonal Sleeve Connector		35		70
6012-GEAR-00-ST	1:8 ACE Gear (ZAMAC) f/8mm Square Universal Shaft w/Hole f/15mm Octagonal Sleeve Connector		49		105
6016-GEAR-00-PL	1:8 ZAMAC Gear f/7mm Hexagonal Universal Shaft w/Hole f/15mm Octagonal Sleeve Connector		49		105
<b>Gear Specifications</b>					
9655-ACCE-14-ST	78mm Awn.Tube 28kg/L=1600mm GA=4.0mm	use for 78 mm round tube			
9632-ACCE-14-ST	78mm Awn.Tube 13kg/L=700mm GA=3.0mm	use for 78 mm round tube			
<b>Counter Balance Specifications*</b> (weights are estimated weights. Please consider safety margins for weight and turns!)					
9610-ACCE-14-ST	40mm Oct. Tube 24kg/L= 830mm GA=3.0mm	52			18
9616-ACCE-14-ST	60mm Oct Tube 15KG/L= 650mm GA=3.5mm		33		10
9617-ACCE-14-ST	70mm Oct Tube 22KG/L= 860mm GA=4.0mm Coils=160				
9622-ACCE-14-ST	60mm Oct Tube 24Kg, L=860, GA=4.0mm Coils=160		52		12
9619-ACCE-14-ST	60mm Oct Tube 34Kg/L= 940mm GA=4.5mm		74		12
9618-ACCE-14-ST	70mm Oct Tube 32kg/L= 940mm GA= 4.5mm			70	13
9624-ACCE-14-ST	70mm Oct Tube 45Kg L=1130 GA=5.0mm Coils=180			99	12
9623-ACCE-14-ST	70mm Oct Tube 56Kg L=940 GA=5.0mm Coils=140			123	13
9621-ACCE-14-ST	70mm Oct Tube 75Kg/L= 1270 GA= 5.5mm			165	13
9626-ACCE-14-ST	70mm Oct Tube 100KG L=1030 GA=6.0mm Coils=133			220	10
9627-ACCE-14-ST	60mm Oct Tube 5KG L=650 GA=2.7mm Coils=145			220	10
9628-ACCE-14-ST	60mm Oct Tube 18KG L=860 GA=3.5mm Coils=180				



# Tube Size Chart



**A**

4000-TUBE-00-ST  
4003-TUBE-00-ST  
4004-TUBE-00-ST

**B**

4010-TUBE-00-ST

**C**

4014-TUBE-00-ST  
4020-TUBE-00-AL  
4025-TUBE-00-AL

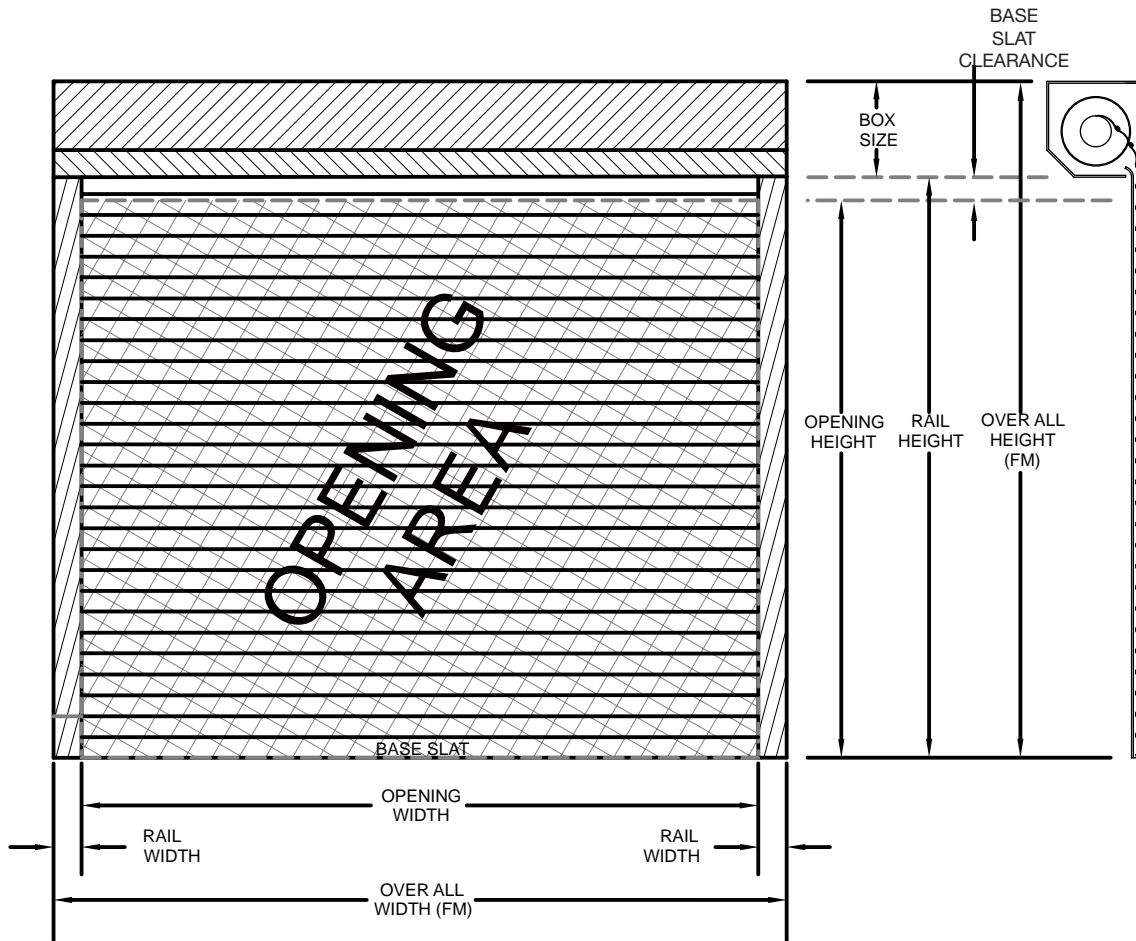
**D**

4032-TUBE-00-ST  
4033-TUBE-00-ST  
4034-TUBE-00-ST

**E**

4048-TUBE-00-ST

# Rolling Shutter Measurement Terms



## Housing Size:

The dimension of the housing in which the curtain rolls into.

## Rail Height:

Height of the guide rail.

## Rail Height and Housing Size

Rail Height and Housing size are two dependent measurements. The taller the rail, the larger the housing size. For detailed information on rail height and housing size refer to sheet 12.4 or Rollac Shutter Spec Sheets available at [www.rollac.com](http://www.rollac.com)

## Opening height

The actual dimension of unobstructed view or the dimension through which an object can clear.

## Base Slat Clearance

The base slat is a special bottom profile of the curtain and remains in the guide rails when the shutter is retracted. Typically, the remaining height of the base slat in the guide rails measures 2 – 3 inches.

## Opening Height and Rail Height

Typically the opening height can be determined by the rail height and vice versa. Add the base slat clearance to the opening height to get the rail height. Alternatively, deduct the base slat clearance from the rail height to get the opening height.

## Opening Width

The opening width determines the width of the opening of the shutter.

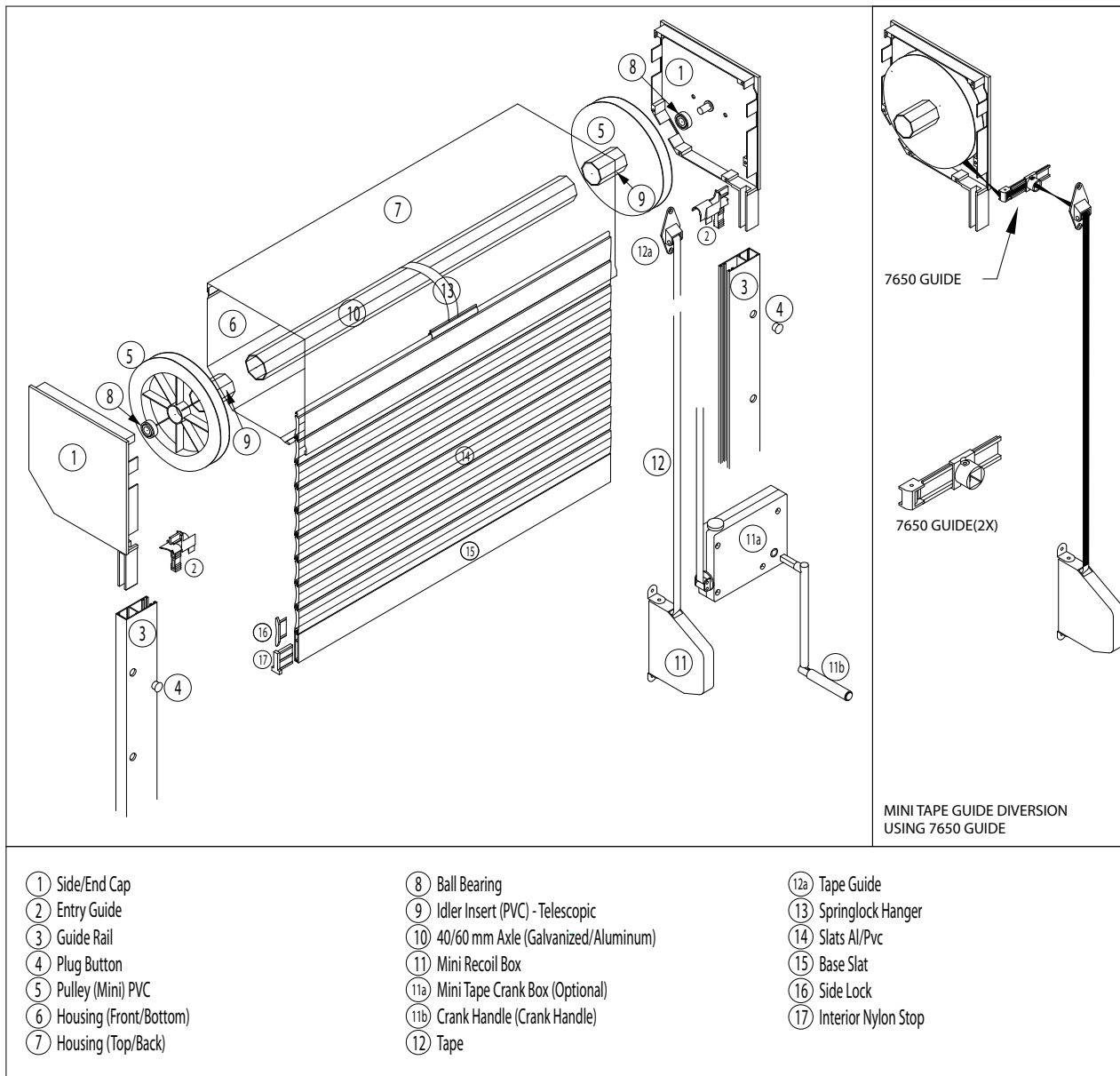
## Rails

Size of the guide rails on each side. The dimensions for the guide rails depends on the rolling shutter profile.

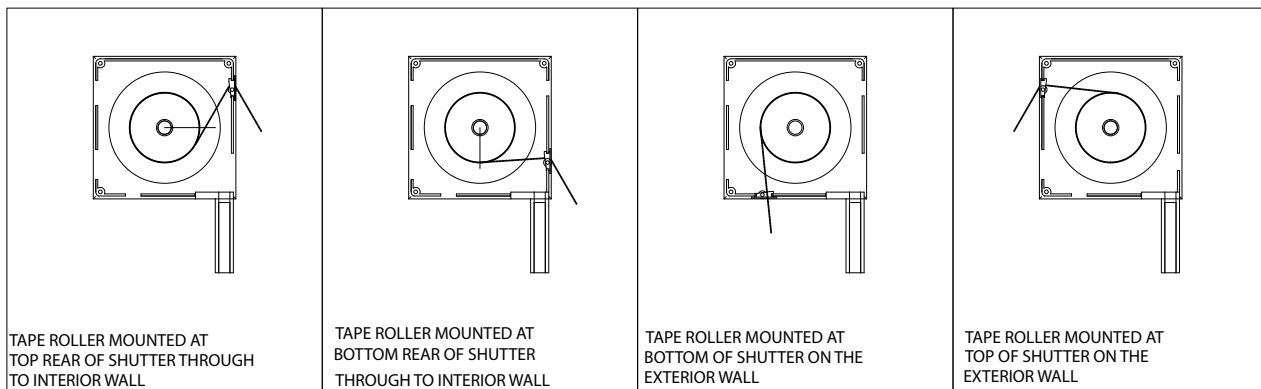
## Total Width

The total width of the shutter, including rails and housing.

# Tape Operated Mini Rolling Shutter

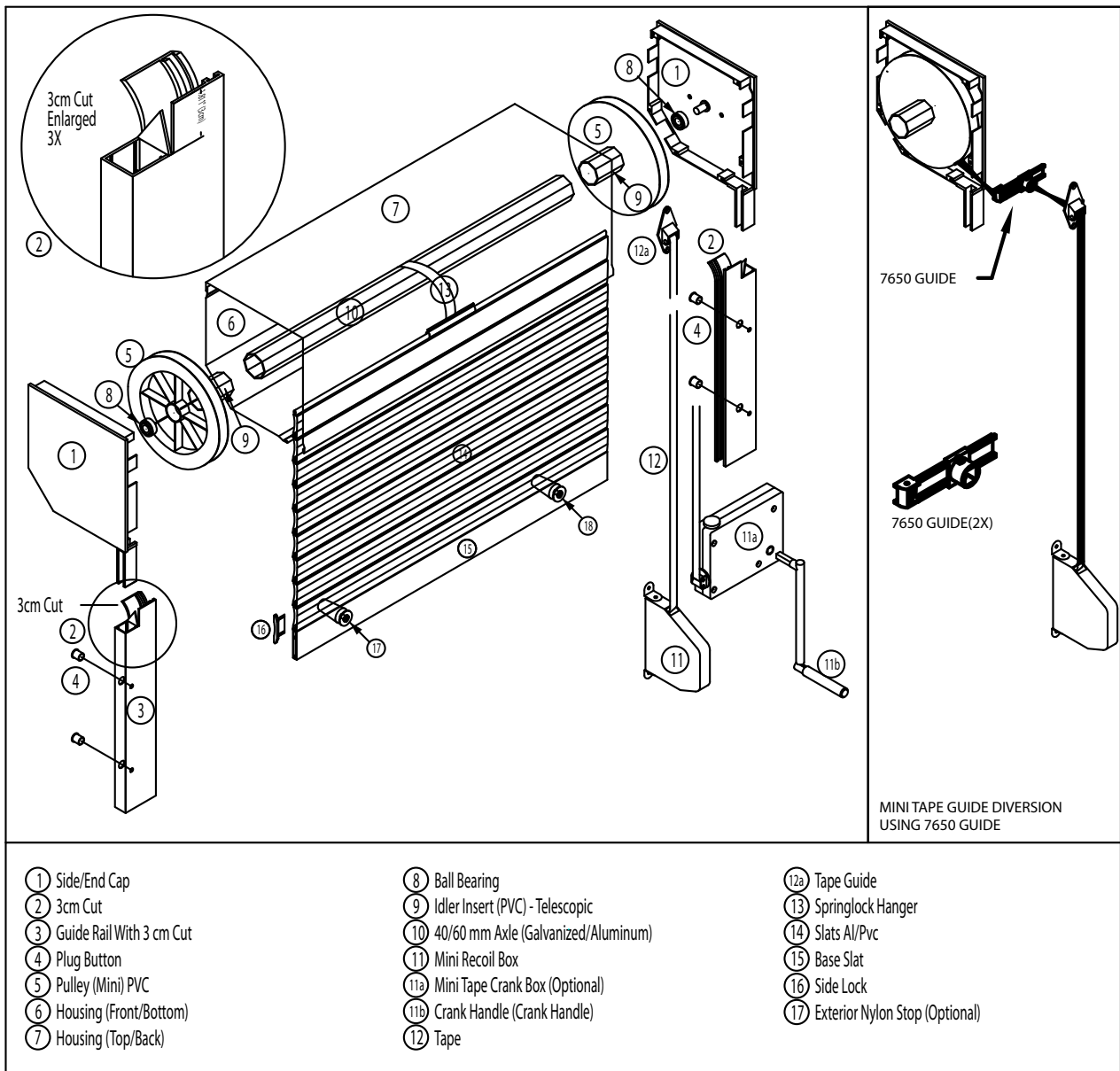


## TAPE OPERATED ROLLING SHUTTER TAPE EXIT OPTIONS.

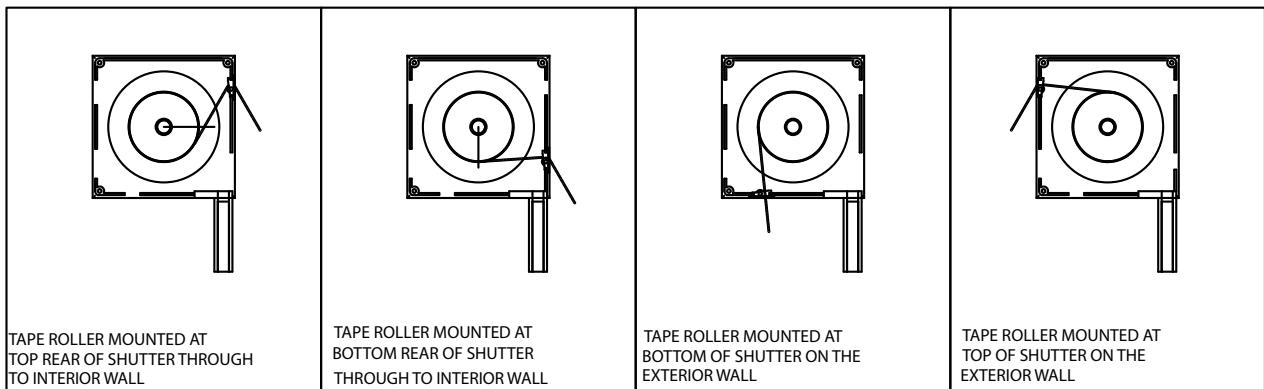


Copyright 2011 by Rollac Rolling Shutter  
 Example Drawing- parts will vary with application..  
 Call Rollac for details.

# Tape Operated Maxi Rolling Shutter

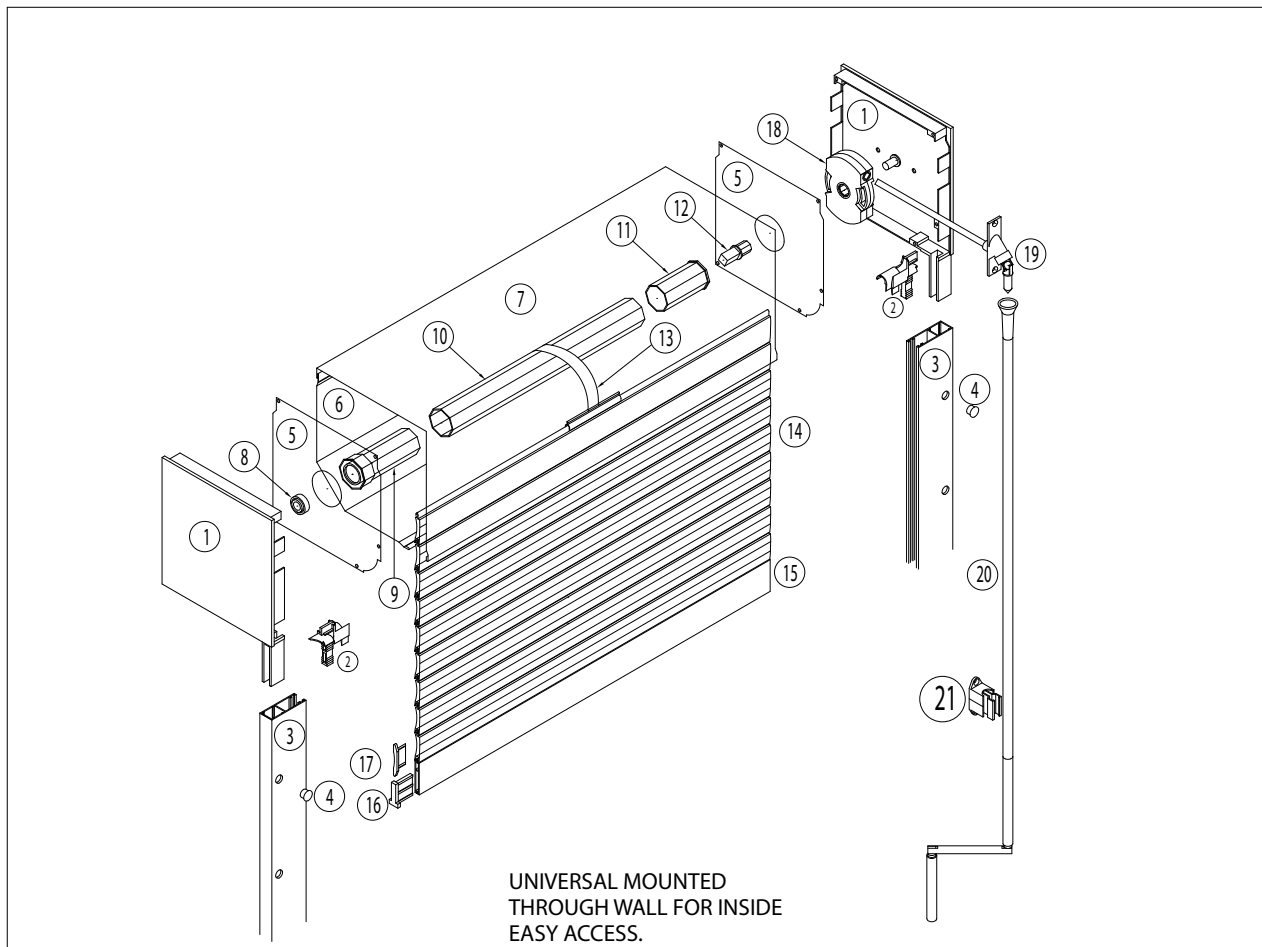


## TAPE OPERATED ROLLING SHUTTER TAPE EXIT OPTIONS.



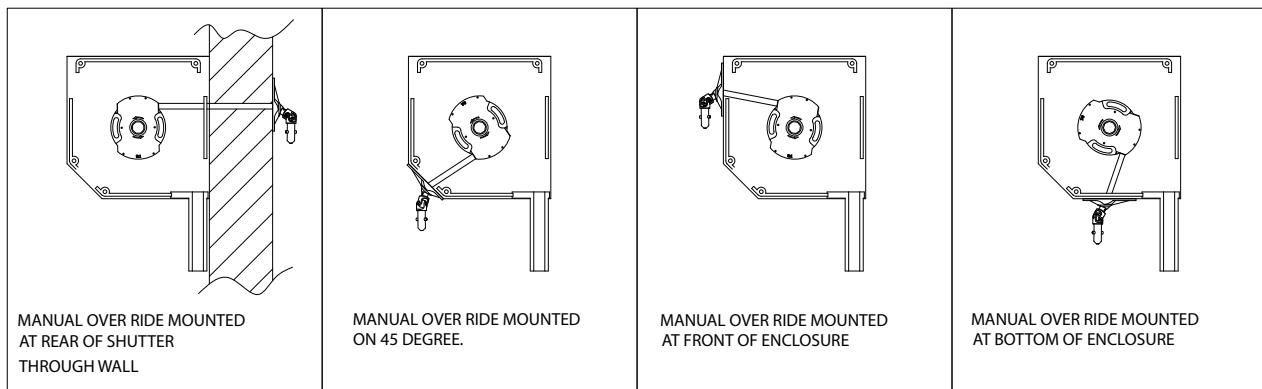
Copyright 2011 by Rollac Rolling Shutter  
 Example Drawing- parts will vary with application.

# Gear Operated Mini Rolling Shutter



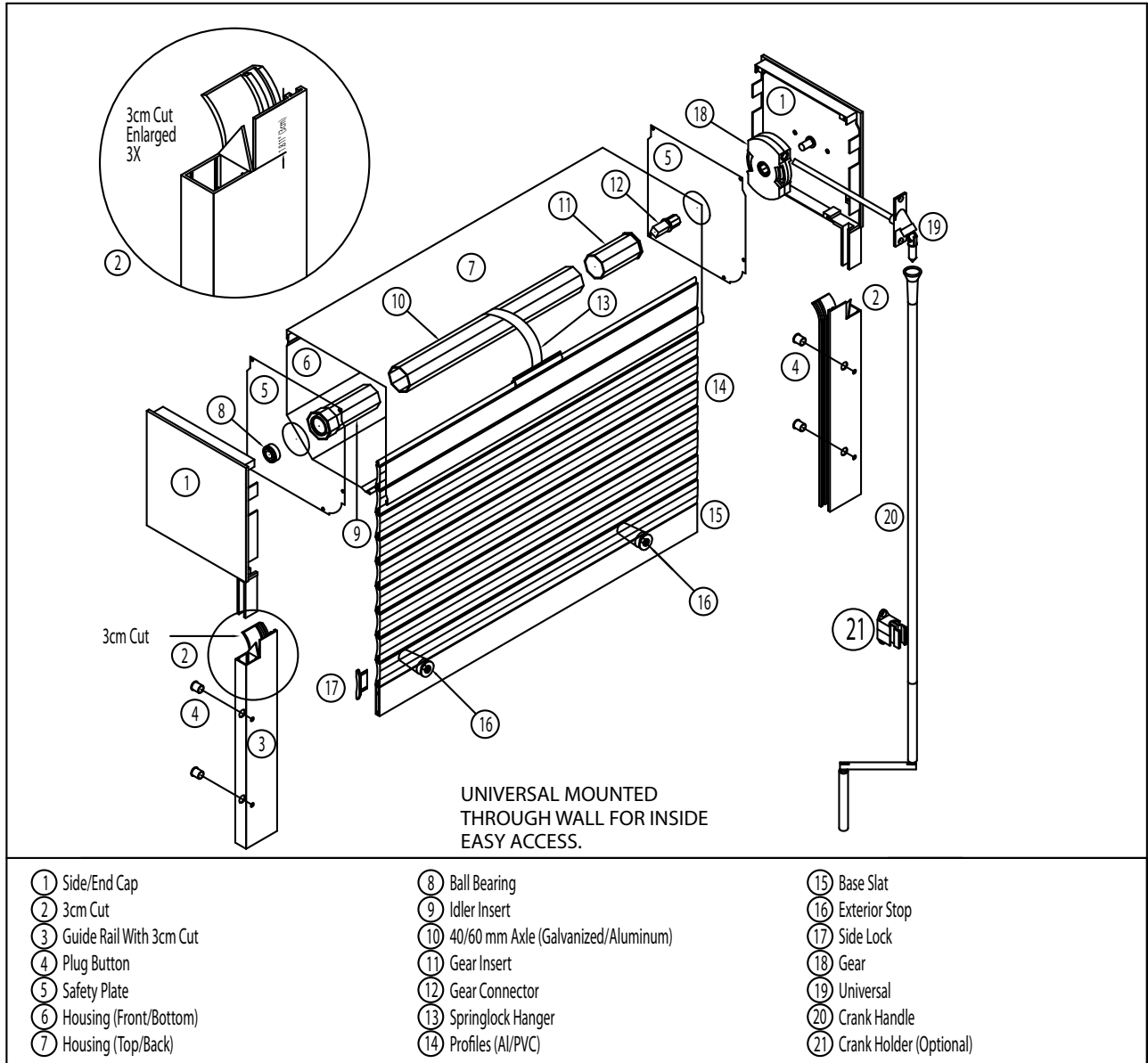
- |                          |                                       |                           |
|--------------------------|---------------------------------------|---------------------------|
| ① Side/End Cap           | ⑧ Ball Bearing                        | ⑮ Base Slat               |
| ② Entry Guide            | ⑨ Idler Insert                        | ⑯ Interior Stop           |
| ③ Guide Rail             | ⑩ 40/60 mm Axle (Galvanized/Aluminum) | ⑰ Side Lock               |
| ④ Plug Button            | ⑪ Gear Insert                         | ⑱ Universal               |
| ⑤ Safety Plate           | ⑫ Gear Connector                      | ⑳ Crank Handle            |
| ⑥ Housing (Front/Bottom) | ⑬ Springlock Hanger                   | ㉑ Crank Holder (Optional) |
| ⑦ Housing (Top/Back)     | ⑭ Profiles (Al/PVC)                   |                           |

## GEAR OPERATED ROLLING SHUTTER UNIVERSAL EXIT OPTIONS.

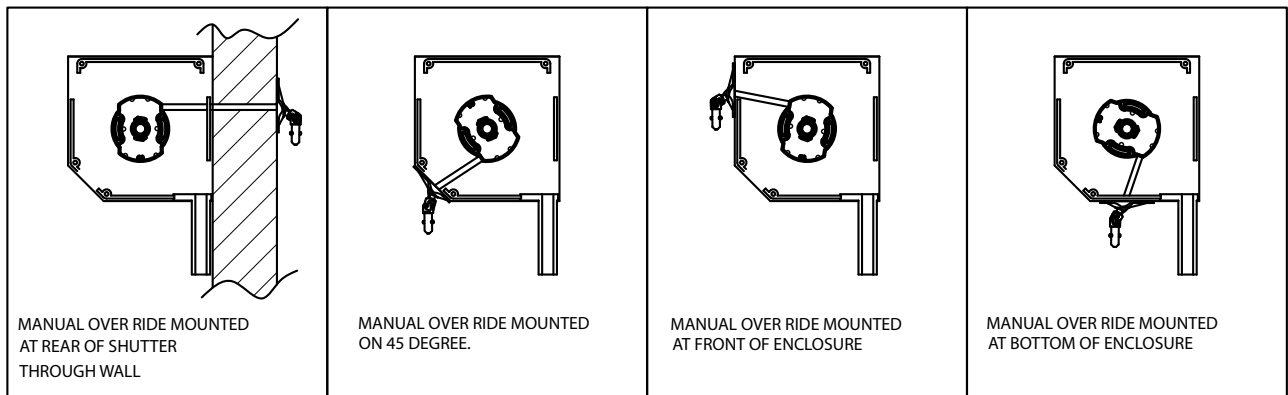


Copyright 2011 by Rollac Rolling Shutter  
Example Drawing- parts will vary with application.  
Call Rollac for details.

# Gear Operated Maxi Rolling Shutter

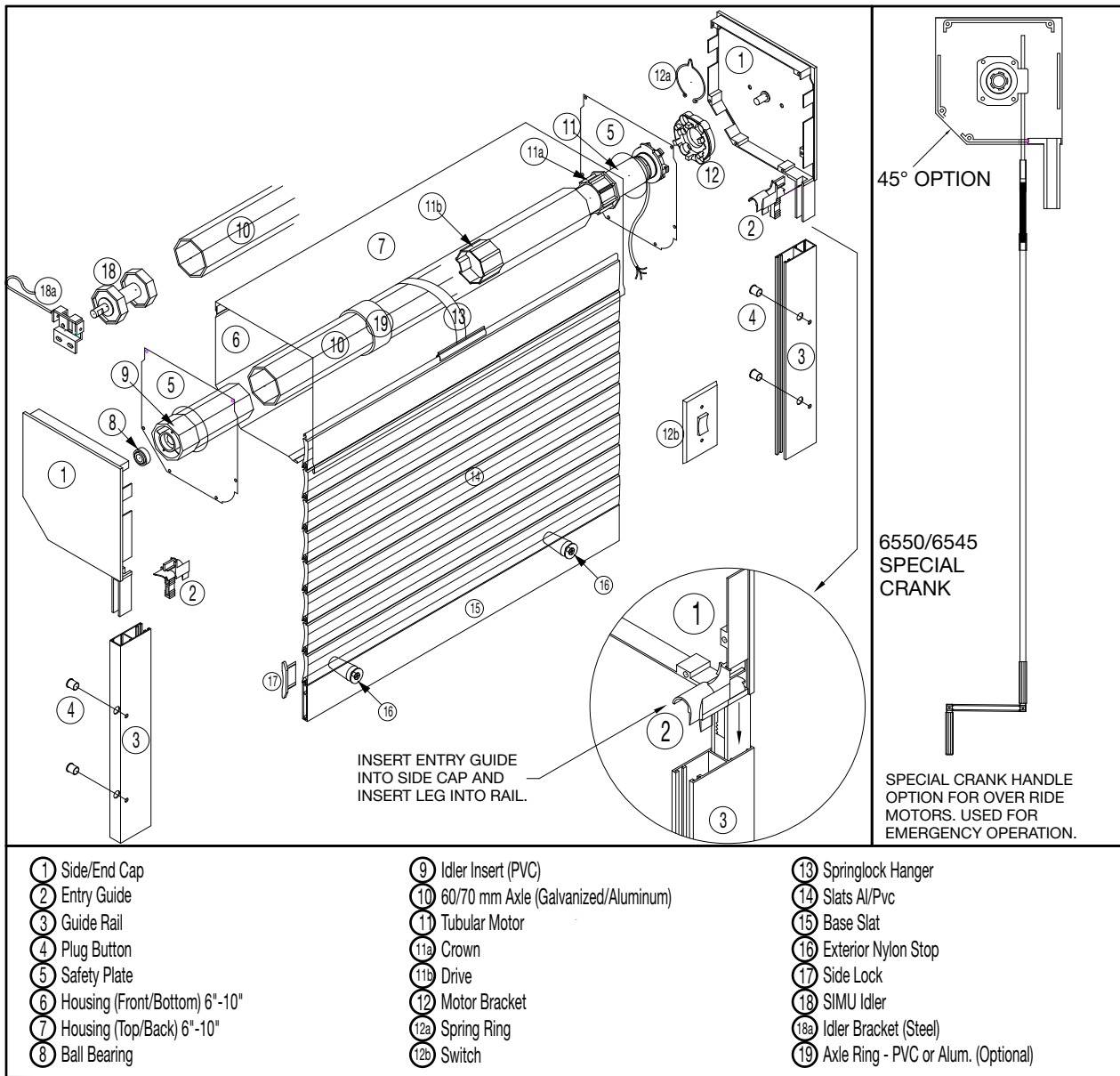


## GEAR OPERATED ROLLING SHUTTER UNIVERSAL EXIT OPTIONS

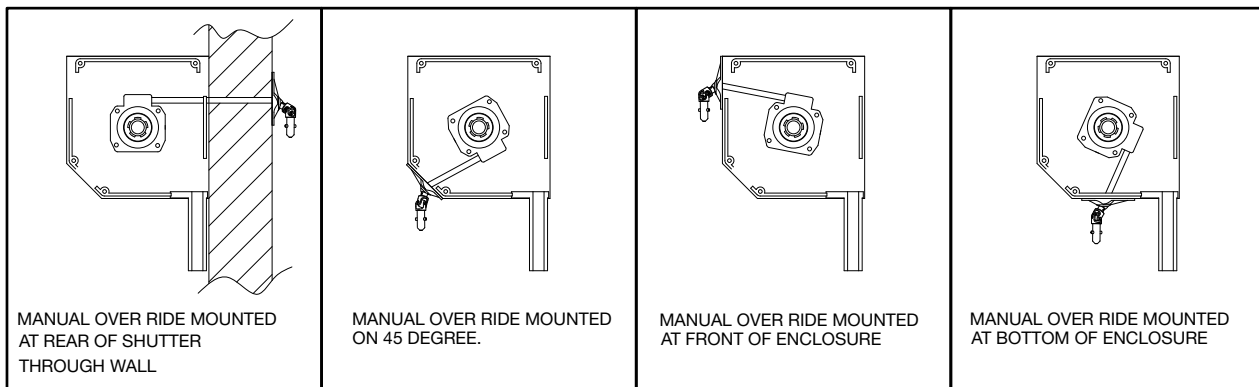


Copyright 2011 by Rollac Rolling Shutter  
 Example Drawing- parts will vary with application.  
 Call Rollac for details.

# Motor Operated Mini Rolling Shutter

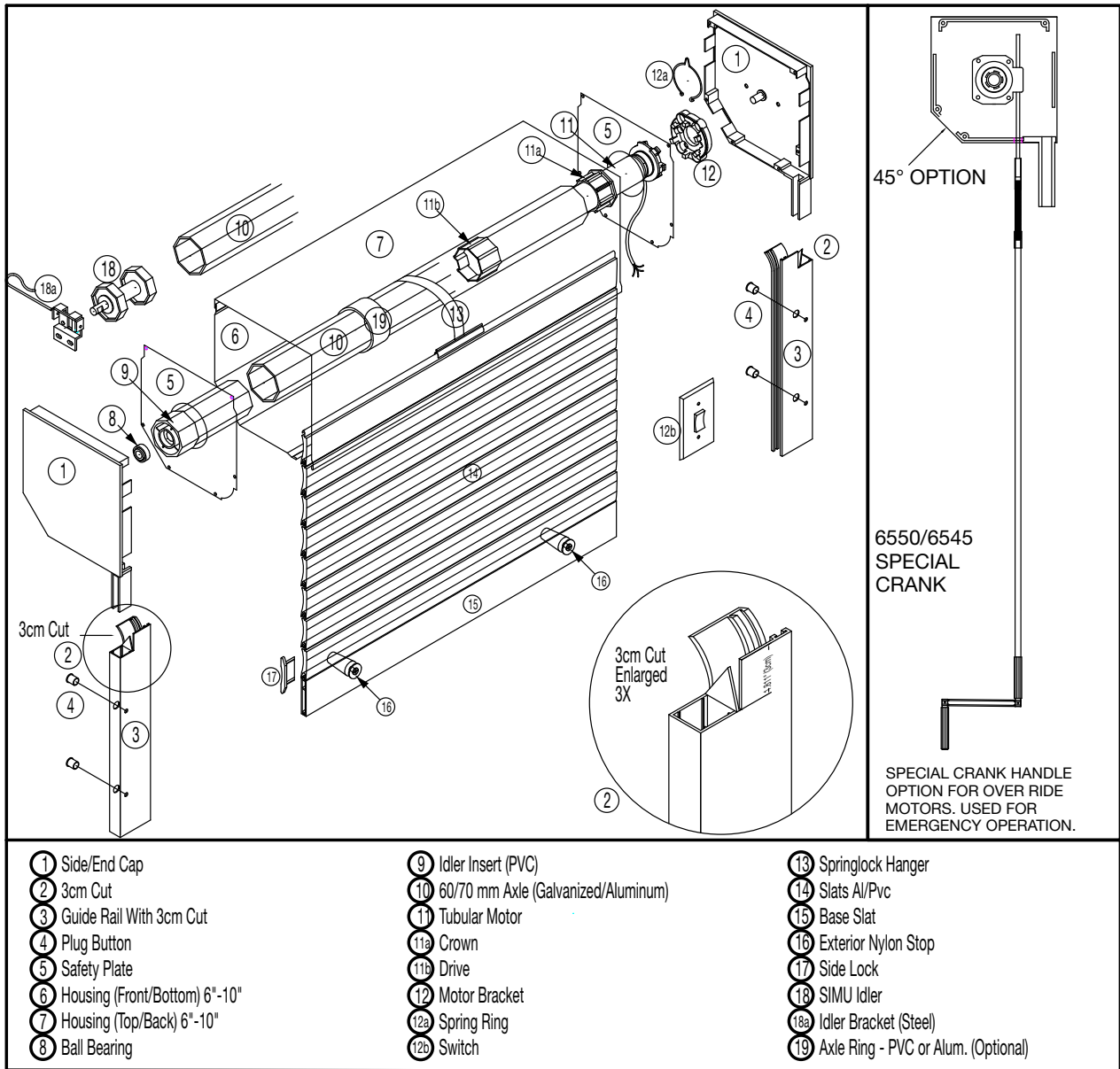


## MOTORIZED ROLLING SHUTTER MANUAL OVERRIDE OPTIONS.

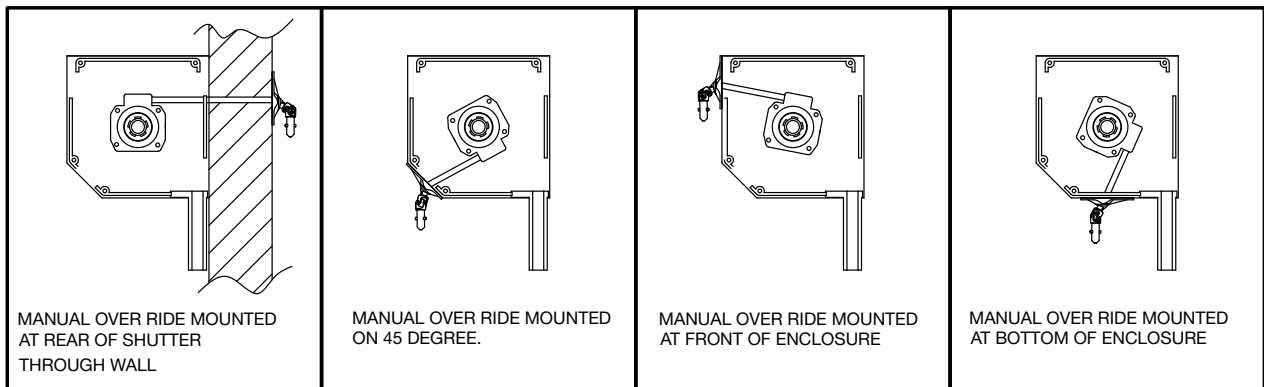


Copyright 2011 by Rollac Rolling Shutter  
 Example Drawing- parts vary with application.  
 Call Rollac for details.

# Motor Operated Maxi Rolling Shutter



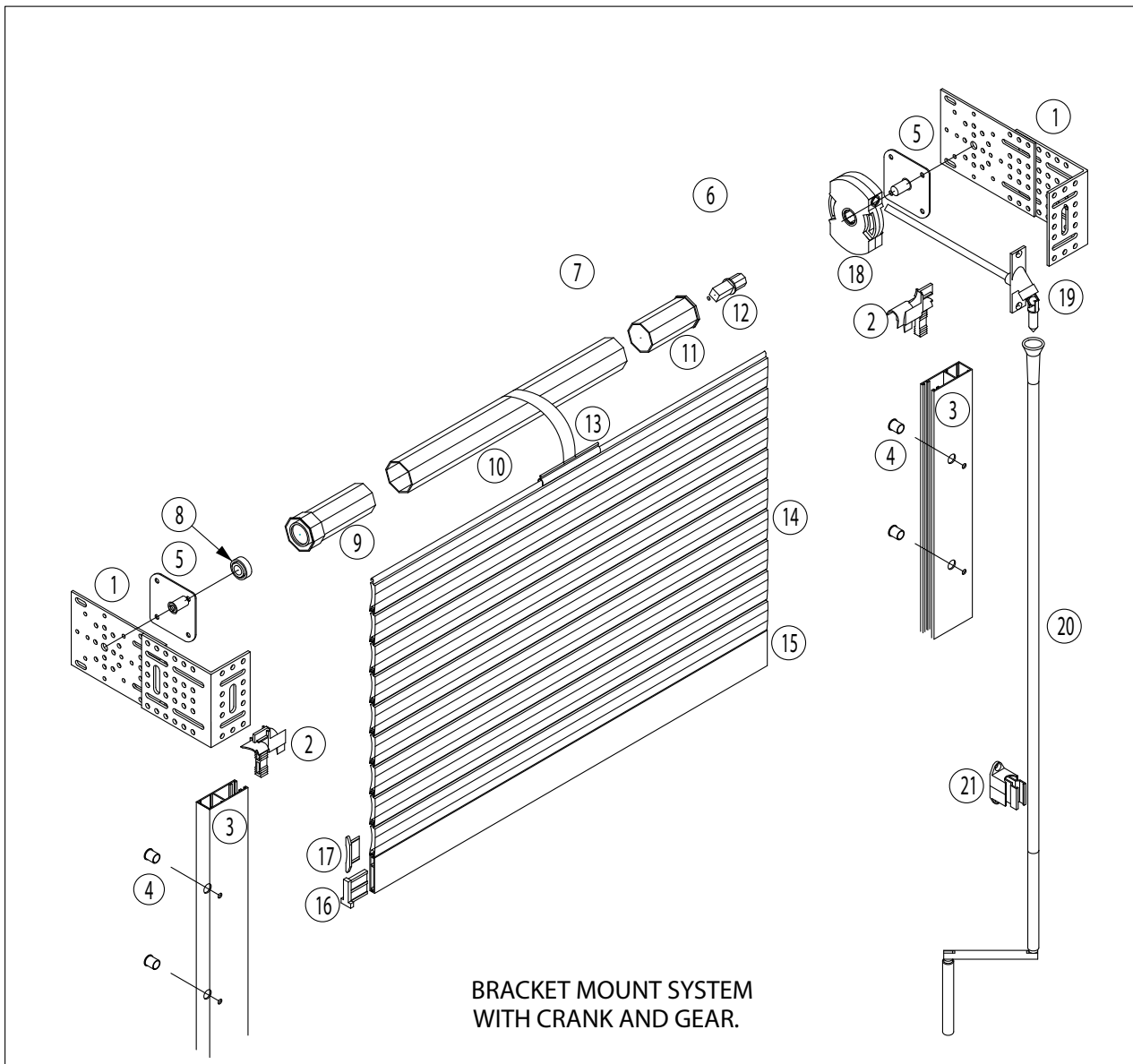
## MOTORIZED ROLLING SHUTTER MANUAL OVERRIDE OPTIONS.



Copyright 2011 by Rollac Rolling Shutter  
 Example Drawing- parts vary with application.  
 Call Rollac for details.



# Bracket Mounted Gear Operated Rolling Shutter



- ① Mounting Bracket with Extension
- ② Entry Guide
- ③ Guide Rail
- ④ Plug Button
- ⑤ Mounting Plate
- ⑥ Optional - Housing (Front/Bottom)
- ⑦ Optional - Housing (Top/Back)

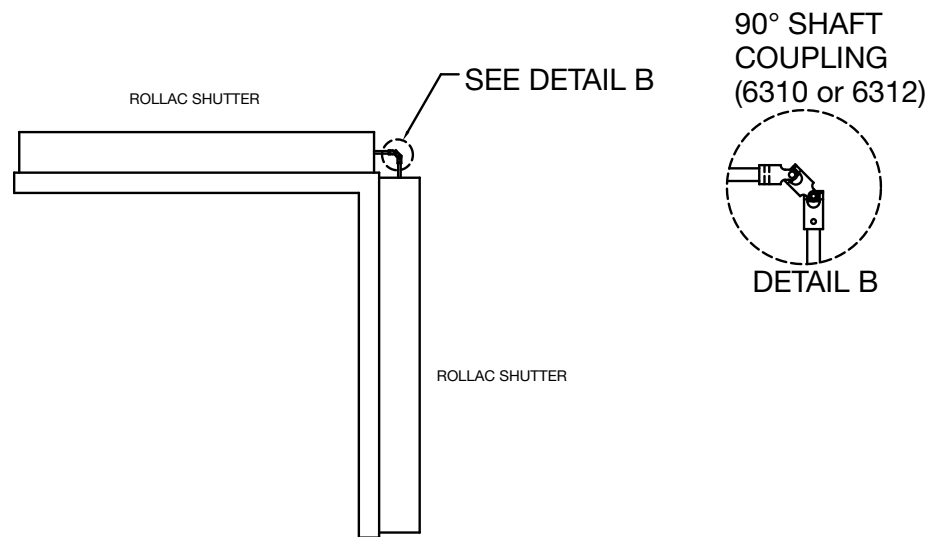
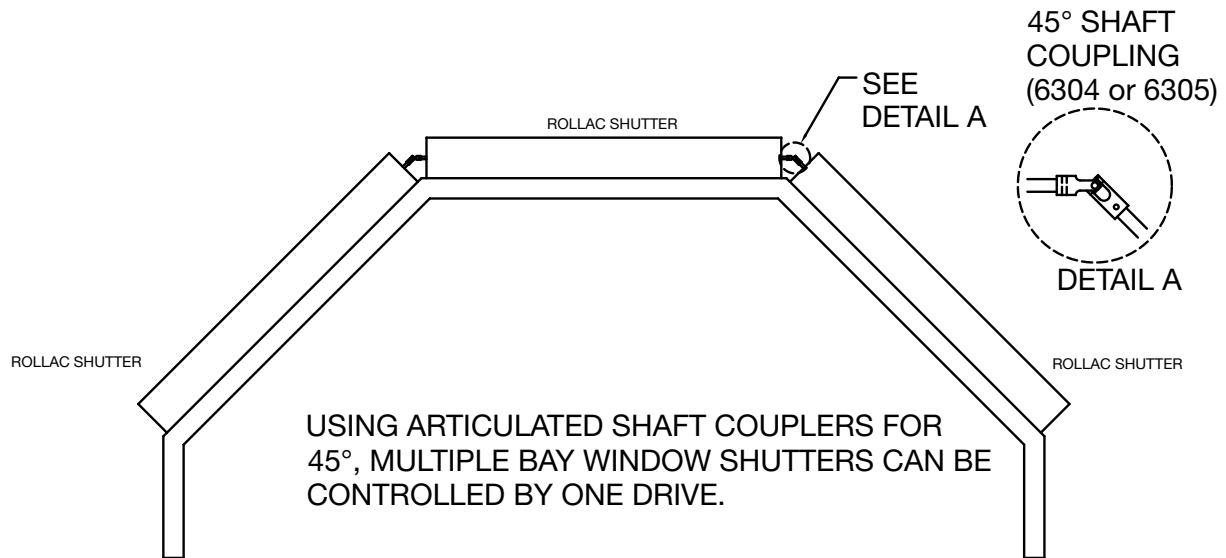
- ⑧ Ball Bearing
- ⑨ Idler Insert (PVC)
- ⑩ 60 mm Octagonal Axle
- ⑪ Gear Insert
- ⑫ Gear Connector
- ⑬ Springlock Hanger
- ⑭ A150 Slats

- ⑮ Base Slat
- ⑯ Interior Nylon Stop
- ⑰ Side Lock
- ⑱ Gear
- ⑲ Universal
- ⑳ Crank Handle
- ㉑ Crank Holder

Copyright 2011 by Rollac Rolling Shutter  
 Example Drawing- parts vary with application.  
 Call Rollac for details.

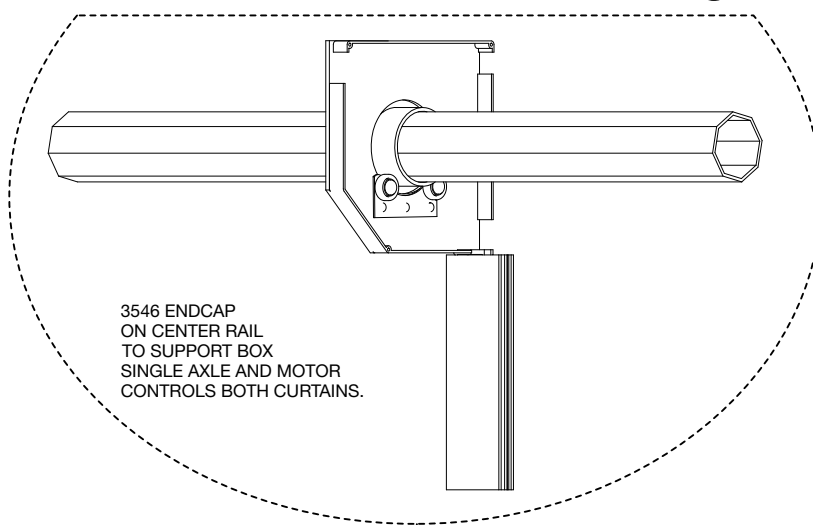
## Multiple Shutters Around Corners

CAN BE CONTROLLED USING ONE DRIVE(MOTOR, TAPE OR GEAR UNITS).

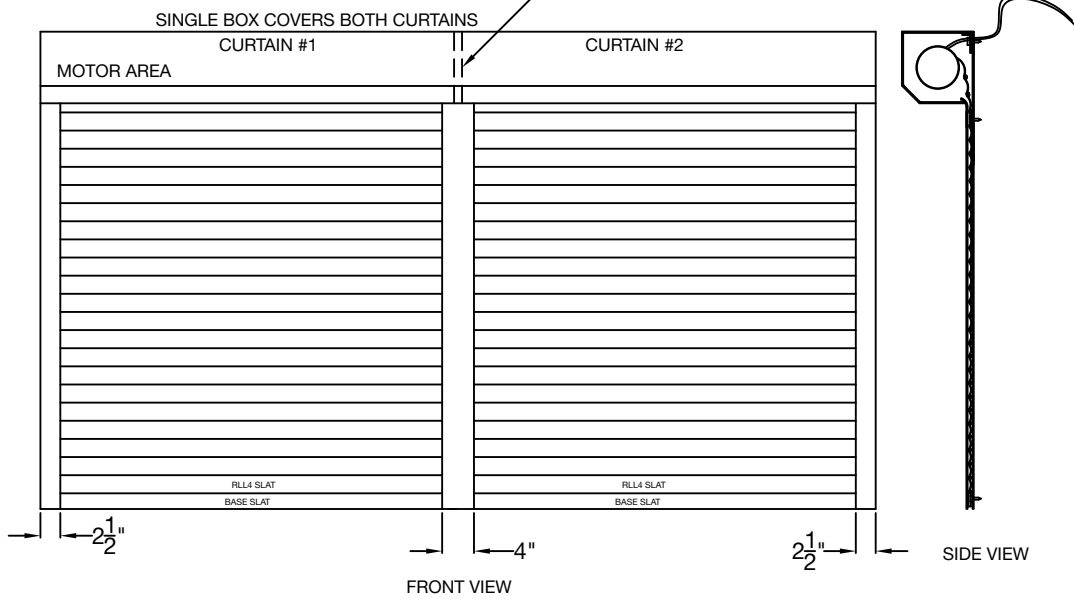


USING ARTICULATED 90°SHAFT COUPLERS, TWO SHUTTERS CAN BE MOUNTED AROUND CORNERS USING ONE DRIVE.

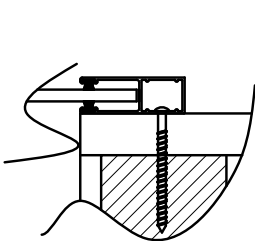
# Split Units - 2 Curtains on a Single Axle



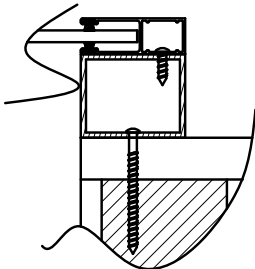
TOP VIEW SHOWING CURTAIN AND RAILS



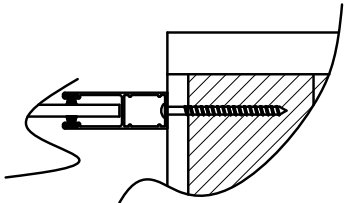
# Rail Mounting Options



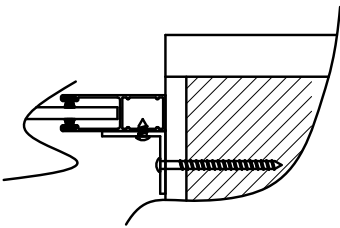
Flush Mount  
"A" Type Rails



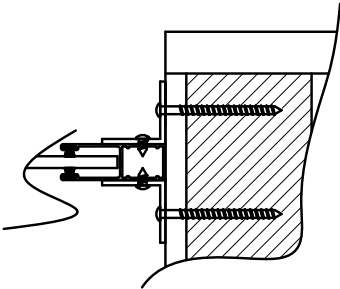
Build Out Mount  
"A" Type Rails



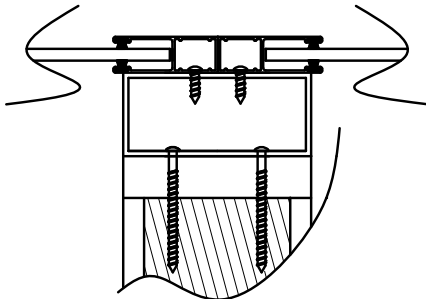
Inside Jamb  
Throat Drill Mount  
"A" Type Rails



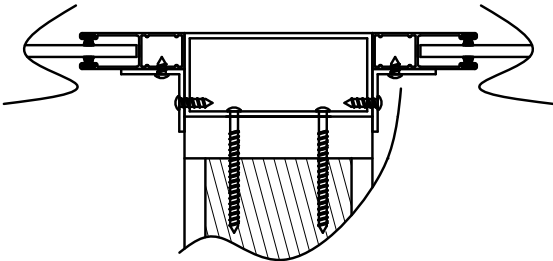
Inside Jamb  
"A" Type Rails  
Angle Attachment



Inside Jamb Mount  
"A" Type Rails  
Dual Angle Attachment

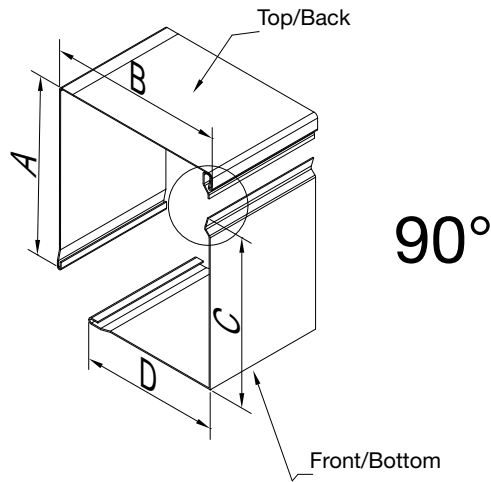


Build Out Mount  
Two "A" Type Rails

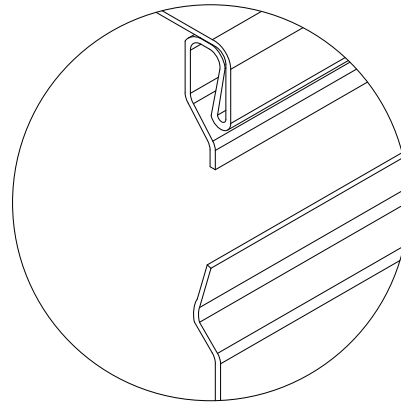


Mount Two "A" Type Rails  
Flush On Build Out With Angles

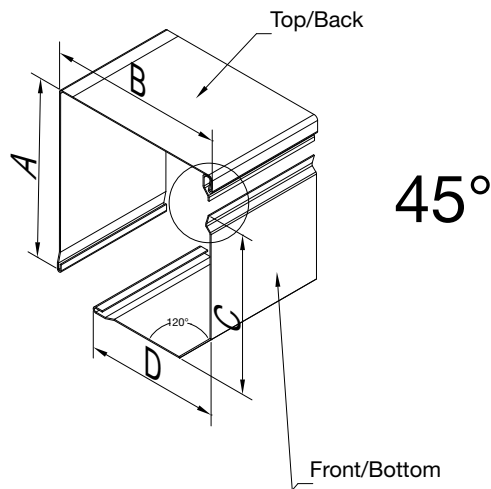
# Actual Box Cover Dimensions 45° & 90°



90°



Detail View of Snap-in Box Covers

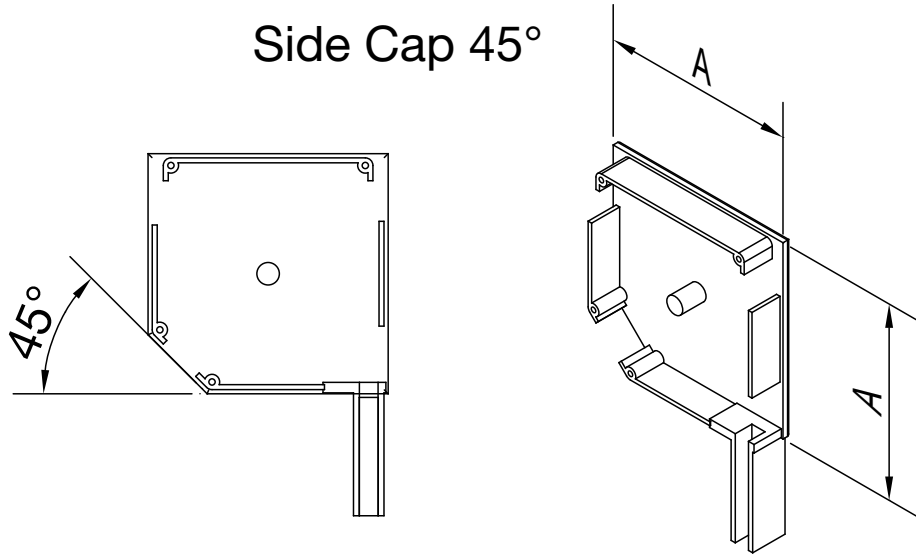


45°

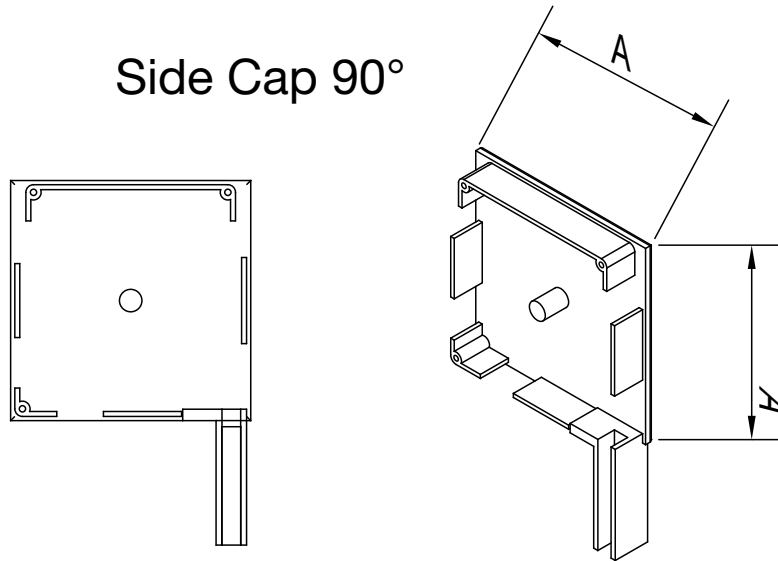
Actual Dimensions of 45° & 90° Box Cover Components				
Box	A	B	C	D
4.0" (100mm)	4.055" (103mm)	3.937" (100mm)	3.543" (90mm)	2.874" (73mm)
5.0" (125mm)	5.039" (128mm)	4.921" (125mm)	4.528" (115mm)	3.858" (98mm)
5.5" (137mm)	5.472" (139mm)	5.394" (137mm)	5.000" (127mm)	4.094" (104mm)
6.0" (150mm)	6.024" (153mm)	5.905" (150mm)	5.512" (140mm)	4.448" (114mm)
6.5" (165mm)	6.575" (167mm)	6.496" (165mm)	6.102" (155mm)	5.118" (130mm)
7.0" (180mm)	7.204" (183mm)	7.087" (180mm)	6.693" (170mm)	5.669" (144mm)
8.0" (205mm)	8.150" (207mm)	8.071" (205mm)	7.677" (195mm)	6.457" (164mm)
9.0" (230mm)	9.055" (230mm)	9.016" (229mm)	8.858" (225mm)	7.559" (192mm)
10.0" (250mm)	10.039" (255mm)	9.843" (250mm)	9.567" (243mm)	8.307" (211mm)
12.0" (300mm)	12.008" (305mm)	11.811" (300mm)	11.535" (293mm)	10.276" (261mm)

## Actual Dimensions of 45/90 side caps

Side Cap 45°

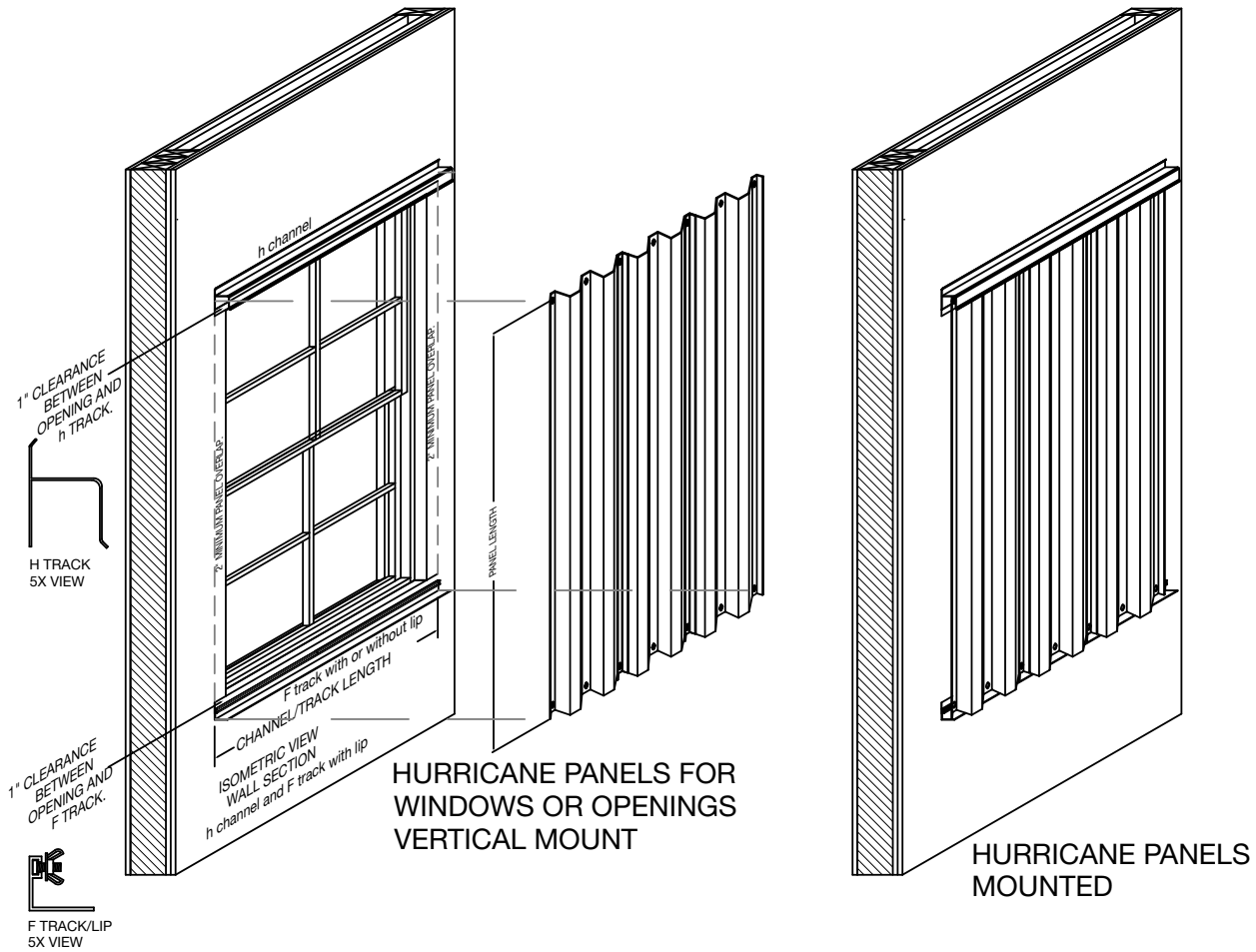


Side Cap 90°



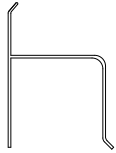
Box	Actual Size
4.0" (100mm)	3.74" ( 95mm)
5.0" (125mm)	4.72" (120mm)
5.5" (137mm)	5.20" (132mm)
6.0" (150mm)	5.71" (145mm)
6.5" (165mm)	6.30" (160mm)
7.0" (180mm)	6.89" (175mm)
8.0" (205mm)	7.87" (200mm)
9.0" (230mm)	8.86" (225mm)
10.0" (250mm)	9.65" (245mm)

# Lexan Panels

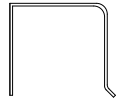


# Storm Panel Mounting and Hardware

## MOUNTING HARDWARE FOR LEXAN PANELS



H TRACK  
5X VIEW



U TRACK  
5X VIEW



F TRACK/LIP  
5X VIEW



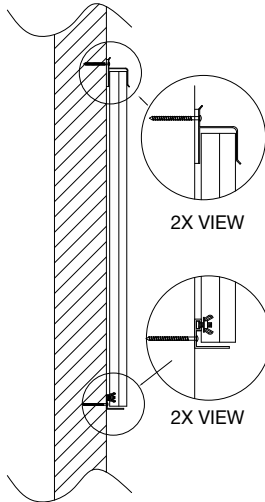
F TRACK  
5X VIEW



T SLOT SCREW  
WITH WINGNUT  
5X VIEW

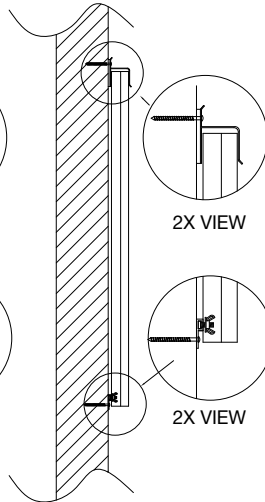
## MOUNTING EXAMPLES FOR VERTICAL LEXAN PANELS

VERTICAL PANELS  
WALL MOUNTED  
UPPER - H TRACK  
LOWER - F TRACK/LIP



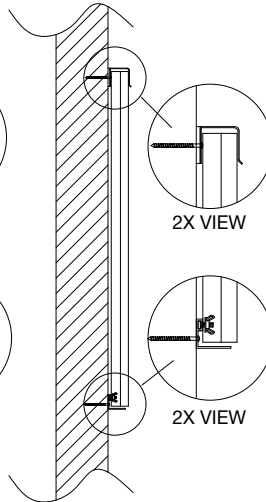
SIDE VIEW

VERTICAL PANELS  
WALL MOUNTED  
UPPER - H TRACK  
LOWER - F TRACK



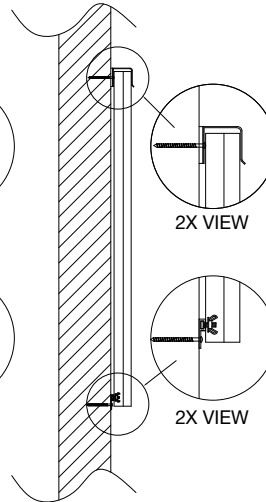
SIDE VIEW

VERTICAL PANELS  
WALL MOUNTED  
UPPER - U TRACK  
LOWER - F TRACK/LIP



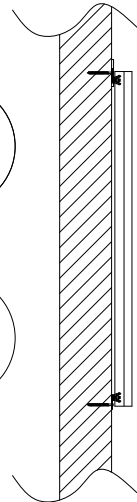
SIDE VIEW

VERTICAL PANELS  
WALL MOUNTED  
UPPER - U TRACK  
LOWER - F TRACK



SIDE VIEW

VERTICAL PANELS  
WALL MOUNTED  
UPPER - F TRACK  
LOWER - F TRACK



SIDE VIEW





# CREDIT APPLICATION

Company Name: \_\_\_\_\_

Bank Reference: \_\_\_\_\_

Bank Address

Street: \_\_\_\_\_

City: \_\_\_\_\_ State: \_\_\_\_\_ ZIP: \_\_\_\_\_

Account Number: \_\_\_\_\_

### SUPPLIER REFERENCES

Name: \_\_\_\_\_

Street: \_\_\_\_\_

City: \_\_\_\_\_ State: \_\_\_\_\_ ZIP: \_\_\_\_\_

Telephone: \_\_\_\_\_ Fax: \_\_\_\_\_

Name: \_\_\_\_\_

Street: \_\_\_\_\_

City: \_\_\_\_\_ State: \_\_\_\_\_ ZIP: \_\_\_\_\_

Telephone: \_\_\_\_\_ Fax: \_\_\_\_\_

Name: \_\_\_\_\_

Street: \_\_\_\_\_

City: \_\_\_\_\_ State: \_\_\_\_\_ ZIP: \_\_\_\_\_

Telephone: \_\_\_\_\_ Fax: \_\_\_\_\_

Signature: \_\_\_\_\_ Date: \_\_\_\_\_

By submitting this application, you have read and agree to the terms and conditions set forth by Rollac Shutter of Texas, Inc. which are available online at [www.rollac.com](http://www.rollac.com) or via mail by request.

JOB/P.O. \_\_\_\_\_ Date \_\_\_\_\_ Sales Person \_\_\_\_\_ Page \_\_\_\_\_

Company \_\_\_\_\_ Street \_\_\_\_\_

Cont. Person \_\_\_\_\_ City/State \_\_\_\_\_

Phone \_\_\_\_\_ Zip Code \_\_\_\_\_

Fax \_\_\_\_\_ Email \_\_\_\_\_

Shutter # \_\_\_\_\_ Product: \_\_\_\_\_  No Light Slits  E.R. System

Box Color: \_\_\_\_\_ Slat Color: \_\_\_\_\_ Base Slat Color: \_\_\_\_\_ Rail Color: \_\_\_\_\_

Box Shape  45°  90°

Width: \_\_\_\_\_  FM  Opening Axle: \_\_\_\_\_

Height: \_\_\_\_\_  FM  Rail Height  Steel  Aluminum

Rail Size  2.125"  2.5"  3"  3" HS  3" ER  3.5" ER  3.75" ER

Rail Hole Size  1/2"  5/8"  \_\_\_\_\_ inch  no holes  other

Rail Hole Distance  Standard 12"  \_\_\_\_\_ inch  recessed  3cm cut

Sills  U Channel  L Angle

Operator:

Motor:  REG  RTS/HZ  CMO/DMI  RTSCMO  
 Others:  GEAR  REC. BOX  CRANK BOX  PUSH/PULL

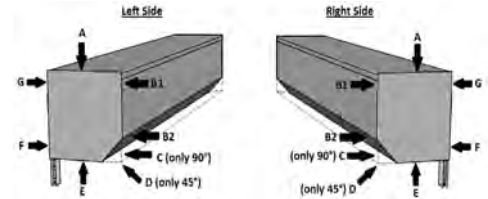
ROLLAC  
 SIMU  
 SOMFY

Operator Location:

Left  Right

Operator Position

A  C  F  
 B1  D  G  
 B2  E



Remote / Transmitter:

Single Channel  
 Multi Channel  
 Wall Switch  
 Other \_\_\_\_\_

Switch Options:

Maintained  
 Momentary  
 Key switch  
 Key Pad

Toggle  
 Rocker  
 Paddle  
 Other \_\_\_\_\_


White   
 Ivory   
 1 Pole   
 2 Pole

Universals:

Plastic  2 Holes  4 Holes  St. Steel   
 Chrome   
 Comments: \_\_\_\_\_  
 \_\_\_\_\_  
 \_\_\_\_\_  
 \_\_\_\_\_

Base Slat Lock:

Slide  Cylinder  Commercial  
 Lock Position:  
 A (Back)  B (Coil Side)  
 Thumb Turn Position:  
 A (Back)  B (Coil Side)



# Terms and Conditions

## §1. Contract

All offers, quotes and sales by ROLLAC Shutter of Texas, Inc. are subject to these terms and conditions of sale.

## §2. Acceptance

By taking delivery of products, Buyer agrees to these terms and conditions unless otherwise expressly agreed under separate written contract with ROLLAC. The terms and conditions stated herein shall prevail over any different or additional terms and conditions proposed by Buyer and shall apply to the sale or shipment of any goods in response to Buyer's order. ROLLAC hereby objects to any different or additional terms and conditions, which may be proposed or have been proposed by Buyer in any purchase order form or other document.

## §3. Privacy

With Rollac's shopping cart not being saved on a SSL Server (secured server), Rollac takes no responsibility for any lost data. To respect Rollac customers' privacy Rollac does not demand any credit card, check or other financial information through means of the web site. Any information necessary to complete a purchase will be inquired by phone, fax, or email.

## §4. Prices and Delivery

All quoted prices are subject to change without notice. Prices on accepted orders remain firm for a period of four months from the date of order acceptance, provided final delivery occurs within that period. Quoted prices are in U.S. dollars F.O.B. ROLLAC Plant, Pearland, Texas, excluding freight, packaging and taxes. Quoted delivery dates are approximate.

## §5. Sales Tax

ROLLAC is required to charge applicable state and local tax on every item.

## §6. Payment Terms

6.1. For customers with established credit, terms are net thirty (30) days from date of shipment. If credit is not established, please include payment with order or purchase through Visa, Master Card, or American Express.

6.2. Amounts past due are subject to a finance-charge of 1.5% per month

6.3. On past due accounts ROLLAC retains the right to halt further deliveries and service to Buyer until all past due amounts have been paid, and the required payment in advance for orders not yet delivered.

6.4. Export orders may be subject to special export payment terms and conditions. (see 20.)

## §7. Credit Balance

Customer agrees that any credit balances issued will be applied within one (1) year of its issuance. IF NOT APPLIED OR REQUESTED WITHIN ONE (1) YEAR, ANY BALANCE REMAINING WILL BE SUBJECT TO CANCELLATION, AND ROLLAC SHALL HAVE NO FURTHER LIABILITY.

## §8. Freight Terms

Freight and shipping fees will be charged for shipments to a customer's place of business anywhere in the contiguous United States, using a carrier of our choice. Other terms apply to Alaska, Hawaii, Puerto Rico, and export orders. Any extra charges incurred for additional services, such as customer's carrier or special handling by the carrier, must be paid by the consignee. Items backordered from an order qualifying for prepaid shipping charges will be shipped prepaid. Title and risk of loss pass to the customer upon tender of shipment to the carrier. If product is damaged in transit, consignee must file claim with the carrier.

## §9. Inspection and Claims

All claims against ROLLAC for shortages, damage, etc., must be made in writing to ROLLAC within fourteen days from the date of receipt, otherwise all claims are waived. Buyer shall inspect all products upon delivery and immediately notify the carrier of any defects, loss or damage by telephone and confirm the same in writing to the carrier. ROLLAC cannot process any claim of the buyer concerning product shipments unless Buyer notes its claim, in writing, on all delivery receipts signed by the Buyer and Buyer otherwise complies and properly substantiates its claim in accordance with the carrier's requirements.

## §10. Risk of Loss

Full risk of loss, damage or destruction of the goods shall pass to Buyer upon delivery of the goods, to the carrier at the point of shipment or upon delivery at storage, whichever applies.

## §11. Force Majeure

If an order cannot be completed due to causes beyond ROLLAC's control, ROLLAC retains the right to either cancel the unfinished portion of the order or complete the order if and when this becomes possible. Buyer shall not have the right to withhold payment on delivered goods and/or services. Force Majeure includes but is not limited to strikes, lockouts, storms, floods, wars, revolutions, major equipment failures or fire damage at production facilities, and other such acts of God or man.

## §12. Warranty

ROLLAC warrants all supplied parts against defects in material and workmanship for a period of two full years from date of sale with the following exceptions: (1) all electric motors are warranted for a period of five years and (2) all electronic components (automatic and radio control system components) are warranted for a period of one year. If any part or component does not function as intended during the warranty period, ROLLAC will, at its option, repair the part or furnish a replacement part to Buyer free of charge. This warranty does not apply in cases of abuse, misuse, misapplication or any defects due to faulty installation. ROLLAC disclaims all other warranties, expressed or implied including, without limitation, the warranties of merchantability, fitness, burglar proof, and light blockage.

# Terms and Conditions

## §13. Return

No goods may be returned without the express written approval of ROLLAC and without a return authorization number. Returns are subject to ROLLAC's acceptance, and a restocking charge of 20% of invoice value will apply on all returned goods. Goods approved for return must be returned in appropriate packaging, freight prepaid and accompanied by a copy of the original invoice. Goods that arrive damaged or cannot be returned to stock will not receive credit.

## §14. Title

Title to the merchandise shall remain in Rollac until payment to Rollac of full purchase price by Buyer. Rollac retains the right to repossess, and any other remedies provided by law.

## §15. Limited Liability

ROLLAC's liability for any and all claims, charges, expenses, damages, losses and injuries arising out of or relating to its performance or breach of any agreement of sale of goods and the manufacture, sale delivery, resale, repair or use of any goods shall not exceed the purchase price of such goods. This shall be Buyer's sole and exclusive remedy against ROLLAC outside of the remedy provided for under ROLLAC's warranty. In no event shall ROLLAC be liable for incidental, special or consequential damages.

## §16. Liens and Security Interest

Buyer shall not allow any un-discharged lien, encumbrance or charges upon the goods supplied by ROLLAC until ROLLAC has received payment in full for such goods. If any liens, encumbrances or charges are filed against ROLLAC goods prior to full payment, Buyer shall discharge the liens, encumbrances or charges within ten days and reimburse ROLLAC for expenses incurred in defending its security interest. Title to goods shall remain with ROLLAC until full payment has been received.

## §17. Statute of Limitations

Any action against ROLLAC shall be commenced within one year after the cause of action has accrued.

## §18. Arbitration, Indemnification and Choice of Law

18.1. Any legal action with respect to any transaction must be commenced within one year after the cause of action has arisen.

18.2. Disputes arising under this agreement shall be decided under procedures set by the American Arbitration Association. Buyer shall be liable for all costs of collection, fees, expenses, court costs and reasonable attorney fees.

18.3. Buyer expressly agrees to indemnify and hold ROLLAC harmless from all charges and liability from any party relating to actions under this agreement. The rights and duties of the parties to this agreement and the construction and effect of these terms and conditions shall be governed by the laws of the State of Texas.

## §19. Full Agreement

These terms and conditions represent the total agreement of the parties, and all agreements entered into prior to or contemporaneously with the execution of this agreement, other than as provided herein, are excluded whether oral or in writing.

## §20. Special Export Terms and Conditions

### 20.1. Order Acceptance:

Buyer acknowledges that no order shall be deemed accepted unless and until it is verified and accepted by ROLLAC. Buyer further consents that submission of its order shall subject Buyer to the jurisdiction of the courts of the United States and the State of Texas.

### 20.2. Payment Terms:

Unless Buyer has an existing account with ROLLAC and unless otherwise agreed, all export sales are made on condition that Buyer make payment in advance by credit card or wire transfer at the time of order, or that Buyer establishes satisfactory credit with ROLLAC prior to shipment. For Buyers with established credit, terms are net thirty (30) days from date of shipment.

At ROLLAC's option, certain export orders may be subject to special export payment terms and quotations.

All payments must be in U.S. dollars, and ROLLAC shall have the right of set-off and deduction for all sums owed.

### 20.3. Credit Balance:

Buyer agrees that any credit balances issued will be applied within one (1) year of its issuance. If not applied or requested within one (1) year, any balance remaining will be subject to cancellation and ROLLAC shall have no further liability.

### 20.4. Freight Policy:

Shipping terms are FOB. Buyer shall be responsible for obtaining insurance. At ROLLAC's option, freight policy for certain export orders may be subject to special terms and conditions. If any item is backordered on an order qualifying for freight payment, that item will be shipped prepaid as Buyer's exclusive remedy. If product is damaged in transit, Buyer must file claim exclusively with airline, carrier, vessel and/or insurance company.

### 20.5. Product Suitability:

Many countries and localities have codes and regulations governing sales, construction, installation, and/or use of products for certain purposes, which may vary from location to location. While ROLLAC attempts to assure that its products comply with such codes, it cannot guarantee compliance, and cannot be responsible for how the product is installed or used. Before purchase and use of a product, Buyer should review the product application and applicable codes and regulations to be sure that the product, and use will comply with them.

# Terms and Conditions

## 20.6. Trademarks and Copyrights:

Buyer acknowledges that it has no right, title or interest in the trademarks or copyrights in the products and covenants that it will take no action to register or otherwise interfere with such rights of ROLLAC. Buyer agrees that it will not copy the products sold to Buyer or their packaging or trade dress.

## 20.7. Complete Agreement:

The sales terms and conditions in ROLLAC's forms, acknowledgements, quotations, invoices, catalog, web-site and dialog screens are incorporated herein by reference, and constitute the exclusive and entire agreement between Buyer and ROLLAC. They are also applicable to electronic orders and purchases from ROLLAC's web site and electronic catalogs.

## 20.8. Country of Importations:

Buyer represents that it is purchasing products from the United States and importing them to the country specified in Buyer's and ROLLAC's documentation. Buyer agrees that the products will be shipped to the specified destination in compliance with the laws of such destination and the United States, and that there will be no re-export or diversion from such specified destination. If requested by ROLLAC, Buyer shall provide documentation satisfactory to ROLLAC verifying delivery at the designated country. Buyer agrees to inform ROLLAC at the time of order of any NAFTA or other certificates of origin or other special documentation, packaging or product marking or labeling and ROLLAC shall not be responsible for providing any such documentation, packaging, marking or labeling unless ROLLAC expressly agrees.

## 20.9. Export and Import Licenses, Controls, Permits and Freight Forwarder:

Buyer shall be responsible for obtaining and paying for any permits, licenses or other governmental authorization(s) necessary for the exportation from the U.S. or importation of the products to the designated country of importation, and it shall comply with all laws and regulations thereof. Buyer shall select and pay the freight forwarder who shall solely be the Buyer's agent. The freight forwarder's actions shall not be deemed authorized by, or binding upon ROLLAC unless expressly agreed to by ROLLAC. The Buyer and its freight forwarder shall be solely responsible for preparing and filing the Shipper's Export Declaration. At the request of ROLLAC, Buyer agrees to provide copies of any export, shipping or import documents prepared by Buyer or its agents related to ROLLAC's sales to Buyer.

## 20.10. Foreign Corruption Practices Act:

Buyer acknowledges that it is not the agent of ROLLAC and represents and warrants that it has not, and covenants that it will not, pay anything of value to any government employee in connection with the resale of the products.

## 20.11. No Third Party Benefit:

The provisions stated above are for the sole benefit of the parties hereto and confer no rights, benefits or claims upon any person or entity not a party hereto.

## 20.12. Waiver:

The failure of either party to assert a right hereunder or to insist upon compliance with any term or condition will not constitute a waiver of that right or excuse any subsequent nonperformance of any such term or condition by the other party.



# Experience Technology Higher Standards

Rollac Rolling Shutters is a leading manufacturer of rolling shutters. With more than 30 years of experience, we believe that technology and quality service are the driving forces behind our rolling shutters. We take pride in the fact that we are the only company in North America that manufactures rolling shutters from raw materials to finished solutions.

Using the latest technology at hand, all our solutions are engineered in house and suited to accommodate the American market. If you need a rolling shutter to protect from solar heat gain, a shield for security, or Miami Dade wind storm protection, Rollac Rolling Shutters provides the right solution.

Buildings consume 39% of all energy and are also the largest source of carbon dioxide emission in the USA. Therefore, we at Rollac strive to engage in environmentally responsible practices and pledge to integrate principles of sustainability into our rolling shutters and our day to day operations.



5331 West Orange Street  
Pearland, TX 77581

toll free 1.888.2-ROLLAC  
phone 281.485.1911  
fax 281.485.0839

